



Klipsch

RETAIL BUYERS GUIDE

2020 / 2021

EMEA EDITION





Over **70** years ago

SOMETHING VERY SPECIAL OCCURRED IN A TINY TIN SHED IN HOPE, ARKANSAS

In 1946 Paul W. Klipsch (PWK) – genius, madman and maverick – designed and hand-built the legendary Klipschorn® loudspeaker with the goal of bringing live music into his living room. He was an American audio pioneer and a true eccentric. PWK gave rise to speaker research and invention that would forever impact generations of music lovers.

Listeners appreciate a lack of distortion.

–Paul W. Klipsch
Founder

Today, in this honored tradition, we move forward, pushing the boundaries of art and science – while driving new technologies – to deliver an ever-incredible listening experience. Remember great sound? We never forgot.

We are the **KEEPERS OF THE SOUND®**

TABLE OF CONTENTS

HERITAGE SERIES

KLIPSCHORN (AK6)	5
LA SCALA (AL5)	5
CORNWALL IV	6
FORTE III	6
HERESY IV	7

COMPONENT AUDIO

REFERENCE III	9
DOLBY ATMOS®	10
REFERENCE PREMIERE	12
REFERENCE SUBWOOFERS	18
REFERENCE PREMIERE DESIGNER ON WALL	25
REFERENCE THEATER PACK	27

POWERED AUDIO SYSTEMS

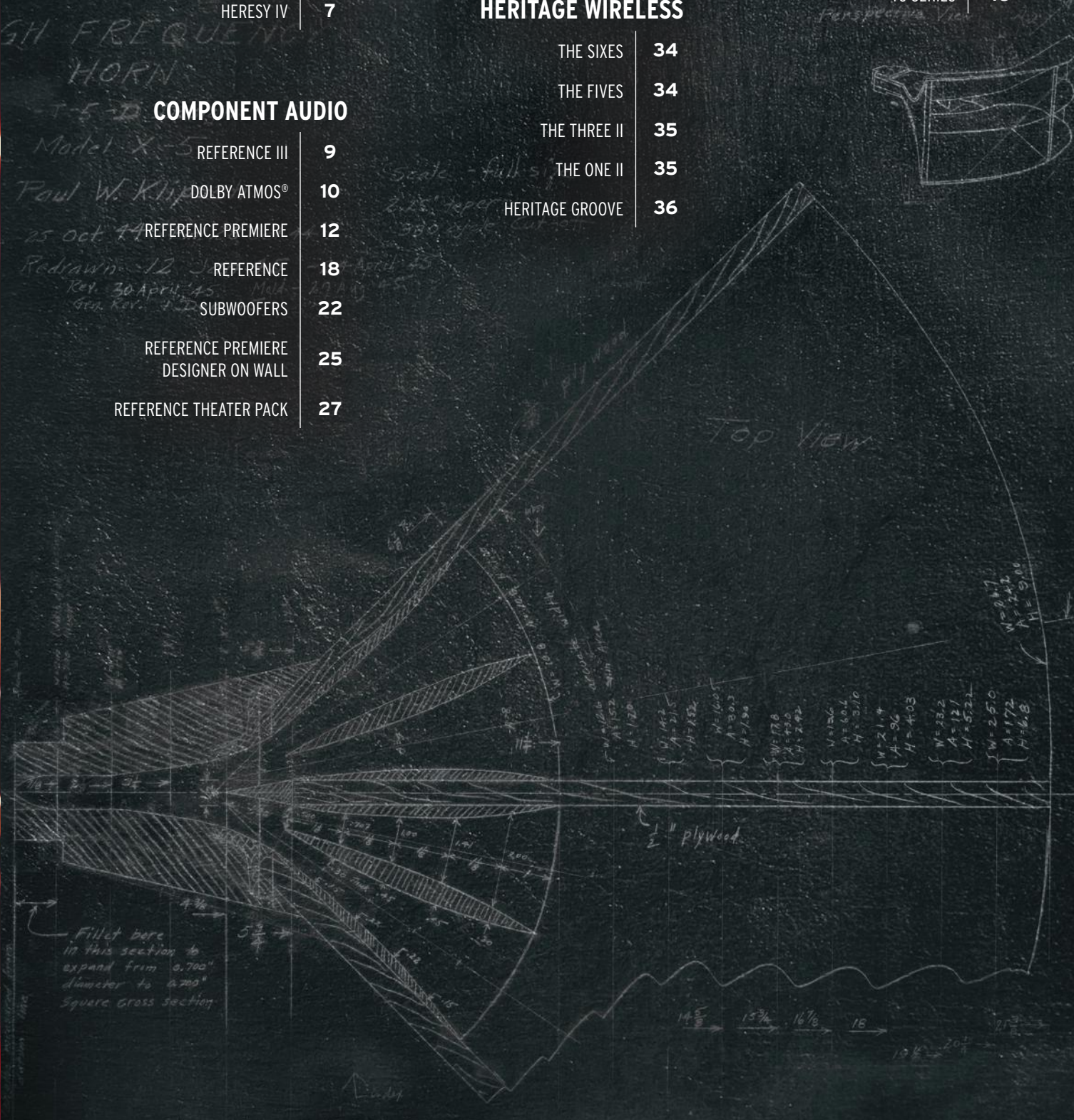
SOUND BARS	29
PROMEDIA	31
POWERED MONITORS	32

HERITAGE WIRELESS

THE SIXES	34
THE FIVES	34
THE THREE II	35
THE ONE II	35
HERITAGE GROOVE	36

HEADPHONES

HERITAGE	38
ACTIVE NOISE CANCELING	39
T5 II TRUE WIRELESS SERIES	41
T5 SERIES	43






Klipsch
HERITAGE
Classic

HERITAGE SERIES

The vintage Klipschorn, La Scala, Cornwall and Heresy are among the most revered and highly acclaimed loudspeakers in the history of high fidelity audio. Driven by a love of music and desire to hear an “orchestra” in his home, audio pioneer Paul W. Klipsch revolutionized the way the world listened to recorded music when he began building his Heritage line of speakers in 1946. With cabinets still assembled by skilled craftsmen in Hope, Arkansas, where the Klipsch legacy began, the Heritage Series is a testament to high-performance audio that has stood the test of time.



KLIPSCHORN® AK6

PAUL W. KLIPSCH launched the Klipschorn loudspeaker in 1946 to enable people, for the first time ever, to experience the power, detail and emotion of a live performance at home. It is the only speaker in the world to be in continuous production for more than 70 years and has remained relatively unchanged since its inception. The remarkably uncommon Klipschorn includes a highly efficient horn-loaded tweeter and midrange compression driver. Its patented folded-horn woofer delivers powerful low frequencies.



FREQUENCY RESPONSE	33Hz - 20kHz +/- 4dB
SENSITIVITY	105dB @ 2.83V / 1m
IMPEDANCE	8 ohms compatible
POWER HANDLING (CONT/PEAK)	100W / 400W
CROSSOVER	HF: 4500Hz MF: 450Hz
HIGH FREQUENCY DRIVER	K-771 1" (2.54cm) light-weight Polyimide diaphragm compression driver mated to a 90° x 40 Tractrix horn
MIDRANGE	K-55-X 2" (5.08cm) Phenolic diaphragm compression driver
LOW FREQUENCY DRIVER	K-33-E 15" (38.1cm) Fiber-composite cone woofer with a trihedral exponential folded horn
HEIGHT	53" (134.62 cm)
WIDTH	31.25" (79.38 cm)
DEPTH	28.25" (71.75 cm)
WEIGHT	220lbs (100 kg)
GRILLE CLOTH	Silver Metallic
FINISH	Satin Black Ash, American Walnut, Natural Cherry

LA SCALA® AL5

When the La Scala first launched in 1963, **PAUL W. KLIPSCH** offered it to Arkansas gubernatorial candidate Winthrop Rockefeller to use as a public address speaker, and he did use one on a train car during a subsequent campaign. Despite its raw, unfinished appearance, the fully horn-loaded, three-way La Scala sounded so good people still wanted to put it in their living rooms.



FREQUENCY RESPONSE	51Hz - 20kHz (+/- 4 dB)
SENSITIVITY	105dB @ 2.83V / 1m
POWER HANDLING	100W / 400W
MAXIMUM SPL	121dB
NOMINAL IMPEDANCE	8 ohms compatible
CROSSOVER FREQUENCY	HF: 450Hz MF: 400Hz
TWEETER	K-771 1" (2.54cm) Light-Weight Polyimide Diaphragm Compression Driver Mated to a 90° x 40° Tractrix Horn
HIGH FREQUENCY HORN	Tractrix
MIDRANGE	K-55-X 2" (5.08cm) Phenolic diaphragm compression driver
MID-FREQUENCY HORN	Exponential
WOOFER	K-33-E 15" (38.1cm) Fiber-composite cone with a folded horn.
ENCLOSURE MATERIAL	Birch plywood and MDF
ENCLOSURE TYPE	Fully horn-loaded
HEIGHT INCHES	40" (101.6 cm)
WIDTH INCHES	24 1/4" (61.59 cm)
DEPTH INCHES	25 5/16" (64.29 cm)
PRODUCT WEIGHT	190 lbs (86 kg)
FINISHES	Natural Cherry, Satin Black Ash, American Walnut
GRILLE CLOTH	Silver Metallic

SHIPPING QUANTITY:	Single
SHIPPING WEIGHT:	130.6 kg 288 lbs
PART NUMBER	
1066444 (Satin Black Ash)	
1066445 (American Walnut)	
1066446 (Natural Cherry)	

NOTES:

SHIPPING QUANTITY:	Single
SHIPPING WEIGHT:	90.7 kg 200 lbs
PART NUMBER	
1067089 (Satin Black Ash)	
1067091 (American Walnut)	
1067090 (Natural Cherry)	

NOTES:

CORNWALL IV

The Cornwall derives its name from being the first Klipsch loudspeaker designed to operate from either a corner or up against a wall (corn/wall). The Cornwall is an excellent combination of wide frequency response, low distortion, and high-power output. Within the Heritage series, the Cornwall delivers deep bass response that is surpassed only by the legendary Klipschorn®.



FREQUENCY RESPONSE (+/- 4dB)	34Hz - 20kHz
SENSITIVITY ¹	102dB @ 2.83V / 1m
POWER HANDLING (CONT/PEAK)	100W/400W
MAXIMUM SPL	119dB Continuous
NOMINAL IMPEDANCE	8 ohms Compatible
CROSSOVER FREQUENCY	HF: 5000Hz MF: 700Hz
HIGH FREQUENCY DRIVER	K-107-T11" (2.54cm) Titanium diaphragm compression driver
MIDRANGE	K-702 1.75" (4.45cm) Polyimide diaphragm compression driver
LOW FREQUENCY DRIVER	K-33-E 15" (38.1cm) Fiber-composite cone woofer
ENCLOSURE MATERIAL	MDF with fine veneers
INPUTS	Dual binding posts / bi-wire / bi-amp
HEIGHT	38" (96.52cm)
WIDTH	25.3" (64.3cm)
DEPTH	15.5" (39.4cm)
WEIGHT	73 lbs (33.1kg)
FINISH	Satin Black Ash, American Walnut, Natural Cherry

SHIPPING QUANTITY: Single

SHIPPING WEIGHT: 49.4 kg
109 lbs

PART NUMBER

- 1067377 (Satin Black Ash)
- 1067383 (American Walnut)
- 1067382 (Natural Cherry)

NOTES:

HERESY® IV

Because of its relatively "compact" size, this model offers the greatest degree of placement flexibility in the Heritage Series line. First introduced in 1957, this three-way horn-loaded loudspeaker is still able to deliver the awe-inspiring Klipsch sound that our fan around the world know and love.



FREQUENCY RESPONSE	48-20k +/-4dB
SENSITIVITY	99dB @ 2.83V/1 meter
IMPEDANCE	8 ohms compatible
POWER HANDLING (CONT/PEAK)	100W / 400W
CROSSOVER	HF: 4500Hz MF: 850Hz
HIGH FREQUENCY DRIVER	K-107-T11" (2.54cm) Titanium diaphragm compression driver
MIDRANGE	K-702 1.75" (4.45cm) polyimide diaphragm compression driver
LOW FREQUENCY DRIVER	K-28-E 12" (30.48cm) Fiber-composite cone woofer
INPUTS	Dual binding posts / bi-wire / bi-amp
HEIGHT	24.81" (63.01cm)
WIDTH	15.5" (39.37cm)
DEPTH	13.25" (33.66cm)
WEIGHT	44 lbs (20kg)
FINISH	Walnut, Cherry, Black Ash, Distressed Oak

SHIPPING QUANTITY: Single

SHIPPING WEIGHT: 24.4 kg
53.8 lbs

PART NUMBER

- 1068151 (Black Ash)
- 1068152 (Natural Cherry)
- 1068153 (Walnut)
- 1068358 (Distressed Oak)

NOTES:

FORTE III

First introduced in 1985, the Forte quickly established itself as the most popular Klipsch Heritage model. The elegant design and outstanding performance made the Forte a standout among its competitors in the industry for over a decade. In 2017, Klipsch re-introduced the Forte with upgraded cosmetics, a new midrange horn and compression driver, and a re-designed 12" woofer and 15" passive radiator. The new Forte III still maintains all the original charm that made this loudspeaker so popular – but it now uses the latest technology that really brings the Forte III into the 21st century.



FREQUENCY RESPONSE	38Hz-20kHz +/- 3dB
SENSITIVITY	99dB @ 2.83V/1 meter
IMPEDANCE	8 ohms compatible
POWER HANDLING (CONT/PEAK)	100W / 400W
CROSSOVER	HF: 650Hz MF: 5.2kHz
DRIVE COMPONENTS	Three-way system using one 1" (2.54cm) K-103 Titanium diaphragm compression tweeter, one 1.75" (4.45cm) K-70 Titanium diaphragm compression driver, one 12" (30.5cm) K-281 Fiber composite cone woofer and one 15" (38.1cm) KD-15 rear-mounted passive radiator
HEIGHT	35.75" (90.81cm)
WIDTH	16.5" (41.9cm)
DEPTH	13" (33cm)
WEIGHT	65 lbs (29.5kg)
FINISH	American Walnut, Natural Cherry, Black Ash, Distressed Oak

SHIPPING QUANTITY: Single

SHIPPING WEIGHT: 31.75 kg
70 lbs

PART NUMBER

- 1064222 (American Walnut)
- 1064223 (Natural Cherry)
- 1064232 (Black Ash)
- 1064231 (Distressed Oak)

NOTES:

REFERENCE III SPEAKERS

Our flagship floorstanding speaker, the RF-7 III champions our legendary, high-performance Klipsch sound, while the RC-64 III center channel delivers real-life, front row, cinema-quality acoustics. Featuring cast basket Cerametallic™ woofers, an all-new titanium compression driver, Tractrix® horn-loaded tweeter, a redesigned bifurcated cabinet and more.






TOWERS



RF-7 III DUAL 10" TOWER

FREQUENCY RESPONSE	32-25kHz +/- 3dB
POWER HANDLING	250W / 1000W peak
SENSITIVITY	100 dB @ 2.83V / 1M
NOMINAL IMPEDANCE	8 ohms compatible
HIGH FREQUENCY HORN	8.5" square 90° x 90° Tractrix® Horn
HIGH FREQUENCY DRIVERS	1.75" (4.45cm) titanium diaphragm compression driver
CROSSOVER FREQUENCY	1,300 Hz
LOW FREQUENCY DRIVERS	Two 10" (25.4cm) Cerametallic cone woofers
INPUTS	Dual binding posts / bi-wire / bi-amp
ENCLOSURE TYPE	Dual chambered, bass-reflex - via dual rear-firing Tractrix ports
DIMENSIONS (Including Plinth)	49" (124.5cm) H x 13.875" (35.2cm) W x 17.875" (45.4cm) D
WEIGHT	95.24 lbs (43.2kg)
FINISH	Black Ash, Natural Cherry, Walnut

- All-New 1 3/4" Titanium Compression Driver
- 90° x 90° Compressed Molded-Rubber Tractrix Horn
- Dual Tractrix Ports
- Dual 10" Cast Basket Cerametallic Woofers

SHIPPING QUANTITY:	Single
SHIPPING WEIGHT:	46.72 kg 103 lbs
PART NUMBER	
	1064559 (Black Ash) 
	1064560 (Natural Cherry) 
	1065048 (Walnut) 

NOTES:




CENTERS



RC-64 III QUAD 6.5" CENTER

FREQUENCY RESPONSE	57-24kHz +/- 3dB
POWER HANDLING	200W / 800W peak
SENSITIVITY	99 dB @ 2.83V / 1M
NOMINAL IMPEDANCE	8 ohms compatible
HIGH FREQUENCY HORN	6.5" square 90° x 90° Tractrix® Horn
HIGH FREQUENCY DRIVERS	1.75" (4.45cm) titanium diaphragm compression driver
CROSSOVER FREQUENCY	1,000 Hz and 1,400 Hz
LOW FREQUENCY DRIVERS	Quad 6.5" (16.5cm) Cerametallic cone woofers
INPUTS	Dual binding posts / bi-wire / bi-amp
ENCLOSURE TYPE	Sealed
DIMENSIONS (Including Plinth)	8" (20.3cm) H x 35.8" (91cm) W x 15" (38.1cm) D
WEIGHT	55 lbs (25kg)
FINISH	Black Ash, Natural Cherry, Walnut

- All-New 1 3/4" Titanium Compression Driver
- 90° x 90° Compressed Molded-Rubber Tractrix Horn
- 2 1/2" Way Network Crossover Design
- Quad 6.5" Cast Basket Cerametallic Woofers

SHIPPING QUANTITY:	Single
SHIPPING WEIGHT:	25.9 kg 57 lbs
PART NUMBER	
	1064562 (Black Ash) 
	1064561 (Natural Cherry) 
	1065137 (Walnut) 

NOTES:

REFERENCE WITH DOLBY ATMOS®

Dolby Atmos is the greatest advancement in cinema and home theater technology since the introduction of surround sound. Audio comes from all directions, including overhead. You are literally inside all of the action. Klipsch proprietary speaker technologies are ideal for delivering the most immersive, dynamic Dolby Atmos listening experience. Controlled directivity and high-performance have been an integral part of Klipsch acoustic design principals since 1946. Your music and movies will never sound the same.



REFERENCE PREMIERE



- Dual 8" Tower with built-in height channel
- Built-in, 2-way Elevation Channel for Dolby Atmos®
- 90° x 90° composite-coated Tractrix® Horn
- Removable, magnetic grille

RP-8060FA DUAL 8" TOWER WITH BUILT-IN HEIGHT CHANNEL

MAIN CHANNEL	
FREQUENCY RESPONSE	32-25kHz +/- 3dB
SENSITIVITY	98dB @ 2.83V / 1m
POWER HANDLING (CONT/PEAK)	150W / 600W
NOMINAL IMPEDANCE	8 ohms compatible
CROSSOVER FREQUENCY	1750Hz
HIGH FREQUENCY DRIVER	1" Titanium LTS Vented Tweeter with Hybrid Cross-Section Tractrix® Horn
LOW FREQUENCY DRIVER	Dual 8" Cerametallic Cone Woofers
ENCLOSURE MATERIAL	MDF
ENCLOSURE TYPE	Bass Reflex via rear-firing Tractrix® Port
INPUTS	Dual Binding Posts
HEIGHT	43.12" (109.5 cm)
WIDTH	10.90" (27.7 cm)
DEPTH	19.80" (50.3 cm)
WEIGHT	71 lb (32.2 kg)
FINISH	Ebony, Walnut

SHIPPING QUANTITY: Single
SHIPPING WEIGHT: 38.1 kg
84 lbs

PART NUMBER
1065792 (Ebony)
1065793 (Walnut)

NOTES:

HEIGHT CHANNEL

FREQUENCY RESPONSE	Conforms to Dolby Atmos Specifications
SENSITIVITY	Conforms to Dolby Atmos Specifications
POWER HANDLING (CONT/PEAK)	75W / 300W
NOMINAL IMPEDANCE	8 ohms compatible
CROSSOVER FREQUENCY	2kHz
HIGH FREQUENCY DRIVER	1" Titanium LTS Tweeter with Hybrid Tractrix Horn
LOW FREQUENCY DRIVER	6.5" Cerametallic Cone Woofer
ENCLOSURE MATERIAL	MDF
ENCLOSURE TYPE	Acoustic Suspension
INPUTS	Single Binding Posts

- Rear-firing Tractrix® port for faster, cleaner low frequency output
- Titanium Linear Travel Suspension (LTS) tweeter minimizes distortion and enhances detail



- Adds Dolby Atmos® experience to any tower/monitor speaker
- Can be used as surround speaker
- 90° x 90° composite-coated Tractrix® Horn
- Removable, magnetic grille

RP-500SA 5.25" ELEVATION SPEAKERS

FREQUENCY RESPONSE	Conforms to Dolby Atmos Specifications
SENSITIVITY	Conforms to Dolby Atmos Specifications
POWER HANDLING (CONT/PEAK)	75W / 300W
NOMINAL IMPEDANCE	8 ohms compatible
CROSSOVER FREQUENCY	Conforms to Dolby Atmos Specifications
HIGH FREQUENCY DRIVER	1" Titanium LTS Vented Tweeter with Hybrid Cross-Section Tractrix® Horn
LOW FREQUENCY DRIVER	5.25" Cerametallic Cone Woofer
ENCLOSURE MATERIAL	MDF
ENCLOSURE TYPE	Sealed
INPUTS	Single Binding Posts
HEIGHT	7.39" (18.8 cm)
WIDTH	6.81" (17.3 cm)
DEPTH	11.16" (28.4 cm)
WEIGHT	9.6 lbs (4.35 kg)
FINISH	Ebony, Walnut

SHIPPING QUANTITY: Pair
SHIPPING WEIGHT: 10.25 kg
22.6 lbs

PART NUMBER
1066507 (Ebony)
1066508 (Walnut)

NOTES:

REFERENCE



- Built-in Elevation Channel for Dolby Atmos®
- 90° x 90° Tractrix® Horn
- Rear-firing Tractrix® port
- Low-Profile Magnetic Grille

R-625FA DUAL 6.5" TOWER WITH BUILT-IN HEIGHT CHANNEL

MAIN CHANNEL	
FREQUENCY RESPONSE	38Hz - 21kHz +/- 3dB
SENSITIVITY	96 dB @ 2.83V/1M
POWER HANDLING (CONT/PEAK)	100W/400W
NOMINAL IMPEDANCE	8 ohms compatible
CROSSOVER FREQUENCY	2,000 Hz
HIGH FREQUENCY DRIVER	1" Aluminum LTS tweeter mated to a 90° x 90° square Tractrix® Horn
LOW FREQUENCY DRIVER	Dual 6.5" spun-copper IMG woofers
ENCLOSURE MATERIAL	MDF
ENCLOSURE TYPE	Bass-Reflex via rear-firing Tractrix® ports
INPUTS	Single Gold Plated Binding Posts
HEIGHT INCHES	40" (101.7 cm)
WIDTH INCHES	9.4" (24 cm)
DEPTH INCHES	17.3" (43.9 cm)
PRODUCT WEIGHT LBS	49 lbs (22.2 kg)
FINISHES	Black Textured Wood Grain
INCLUDED ACCESSORIES	Injection molded feet and screws

SHIPPING QUANTITY: Single
SHIPPING WEIGHT: 25.9 kg
57 lbs

PART NUMBER
1066236 (BLK/GNM)

NOTES:

HEIGHT CHANNEL

Frequency Response	Conforms to Dolby Atmos Specifications
Sensitivity	Conforms to Dolby Atmos Specifications
Power Handling	75W/150W
Nominal Impedance	8 ohms compatible
High Frequency Driver	1" Aluminum LTS tweeter mated to a 90° x 90° square Tractrix® Horn
Low Frequency Driver	5.25" spun-copper IMG woofer
Enclosure Type	Acoustic Suspension
Inputs	Single Gold Plated Binding Posts





R-41SA 4" ELEVATION SPEAKER OR SURROUND SPEAKER

FREQUENCY RESPONSE	Conforms to Dolby Atmos Specifications
SENSITIVITY	Conforms to Dolby Atmos Specifications
POWER HANDLING (CONT/PEAK)	50W/100W
NOMINAL IMPEDANCE	8 ohms compatible
CROSSOVER FREQUENCY	4,237 Hz
HIGH FREQUENCY DRIVER	1" Aluminum LTS tweeter mated to a 90° x 90° square Tractrix® Horn
LOW FREQUENCY DRIVER	4" spun-copper IMG woofer
ENCLOSURE MATERIAL	MDF
ENCLOSURE TYPE	Acoustic Suspension
INPUTS	Single Gold Plated Binding Posts
HEIGHT INCHES	7" (18 cm)
WIDTH INCHES	5.75" (14.6 cm)
DEPTH INCHES	13" (33.1 cm)
PRODUCT WEIGHT	6.75 lbs (3.1 kg)
FINISHES	Black Textured Wood Grain Vinyl
INCLUDED ACCESSORIES	Rubber Feet (4)

SHIPPING QUANTITY:	Pair
SHIPPING WEIGHT:	7.4 kg 16.3 lbs
PART NUMBER	1066235 (BLK/GNM)

NOTES:

- Adds Dolby Atmos® experience to any tower/monitor speaker
- Can be used as surround speaker
- 90° x 90° Tractrix Horn
- Low-profile magnetic grille



RP-6000F DUAL 6.5" TOWER

FREQUENCY RESPONSE	34-25kHz +/- 3dB
SENSITIVITY	97dB @ 2.83V / 1m
POWER HANDLING (CONT/PEAK)	125W/500W
NOMINAL IMPEDANCE	8 ohms compatible
CROSSOVER FREQUENCY	1800Hz
HIGH FREQUENCY DRIVER	1" Titanium LTS Vented Tweeter with Hybrid Cross-Section Tractrix® Horn
LOW FREQUENCY DRIVER	Dual 6.5" Cerametallic Cone Woofers
ENCLOSURE MATERIAL	MDF
ENCLOSURE TYPE	Bass Reflex via rear-firing Tractrix® Port
INPUTS	Dual binding posts / bi-wire / bi-amp
HEIGHT	39.62" (100.6 cm)
WIDTH	9.35" (23.7 cm)
DEPTH	17.02" (43.2 cm)
WEIGHT	49 lb (22.2 kg)
FINISH	Ebony, Walnut

SHIPPING QUANTITY:	Single
SHIPPING WEIGHT:	24.5 kg 54 lbs
PART NUMBER	1065798 (Ebony) ■ 1065799 (Walnut) ■

NOTES:

REFERENCE PREMIERE SPEAKERS

Klipsch Reference Premiere speakers boldly delivers the power, detail and emotion of the live music experience. Exclusive Tractrix® Horn technology improves high-frequency response and extension, while enhancing imaging and dynamics. Proprietary Linear Travel Suspension titanium tweeter maximizes dynamics for detailed performances. Vented tweeter reduces unwanted harmonics for detail and clarity. Klipsch signature copper Cerametallic™ woofers minimize distortion while providing high efficiency



TOWERS



RP-5000F DUAL 5.25" TOWER

FREQUENCY RESPONSE	35-25kHz +/- 3dB
SENSITIVITY	96dB @ 2.83V / 1m
POWER HANDLING (CONT/PEAK)	125W/500W
NOMINAL IMPEDANCE	8 ohms compatible
CROSSOVER FREQUENCY	1800Hz
HIGH FREQUENCY DRIVER	1" Titanium LTS Vented Tweeter with Hybrid Cross-Section Tractrix® Horn
LOW FREQUENCY DRIVER	Dual 5.25" Cerametallic Cone Woofers
ENCLOSURE MATERIAL	MDF
ENCLOSURE TYPE	Bass Reflex via rear-firing Tractrix® Port
INPUTS	Dual binding posts / bi-wire / bi-amp
HEIGHT	36.12" (91.7 cm)
WIDTH	8.21" (20.8 cm)
DEPTH	14.38" (36.5 cm)
WEIGHT	37 lb (16.8 kg)
FINISH	Ebony, Walnut

SHIPPING QUANTITY:	Single
SHIPPING WEIGHT:	19.1 kg 42 lbs
PART NUMBER	1065801 (Ebony) ■ 1065802 (Walnut) ■

NOTES:



RP-4000F DUAL 5.25" TOWER

FREQUENCY RESPONSE	37Hz - 25kHz
SENSITIVITY	95dB @ 2.83V / 1m
POWER HANDLING (CONT/PEAK)	75W / 300W
NOMINAL IMPEDANCE	8 ohm compatible
CROSSOVER FREQUENCY	
HIGH FREQUENCY DRIVER	1" Titanium LTS Vented Tweeter with Hybrid Cross-Section Tractrix® Horn
LOW FREQUENCY DRIVER	Dual 4" Cerametallic Cone Woofers
ENCLOSURE MATERIAL	MDF
ENCLOSURE TYPE	Bass Reflex via rear-firing Tractrix® Port
INPUTS	Single Binding Posts
HEIGHT	34.12" (86.7 cm)
WIDTH	7.42" (18.85 cm)
DEPTH	12.03" (30.56 cm)
WEIGHT	29 lb (13.1 kg)
FINISH	Ebony

SHIPPING QUANTITY:	Single
SHIPPING WEIGHT:	14.5 kg 32 lbs
PART NUMBER	1065917 (Ebony) ■

NOTES:



RP-8000F DUAL 8" TOWER

FREQUENCY RESPONSE	32-25kHz +/- 3dB
SENSITIVITY	98dB @ 2.83V / 1m
POWER HANDLING (CONT/PEAK)	150/600
NOMINAL IMPEDANCE	8 ohms compatible
CROSSOVER FREQUENCY	1750Hz
HIGH FREQUENCY DRIVER	1" Titanium LTS Vented Tweeter with Hybrid Cross-Section Tractrix® Horn
LOW FREQUENCY DRIVER	Dual 8" Cerametallic Cone Woofers
ENCLOSURE MATERIAL	MDF
ENCLOSURE TYPE	Bass Reflex via rear-firing Tractrix® Port
INPUTS	Dual binding posts / bi-wire / bi-amp
HEIGHT	43.12" (109.5 cm)
WIDTH	10.90" (27.7 cm)
DEPTH	17.56" (44.6 cm)
WEIGHT	60 lb (27.2 kg)
FINISH	Ebony, Walnut

SHIPPING QUANTITY:	Single
SHIPPING WEIGHT:	31.3 kg 69 lbs
PART NUMBER	1065795 (Ebony) ■ 1065796 (Walnut) ■

NOTES:

ALL REFERENCE PREMIERE TOWERS FEATURE:

- 90° x 90° composite-coated Tractrix® Horn
- Titanium Linear Travel Suspension Vented Tweeter
- Rear-firing Tractrix® port
- Magnetic grille

MONITORS



- 90° x 90° composite-coated Tractrix® Horn
- Titanium Linear Travel Suspension Vented Tweeter
- Rear-firing Tractrix® port
- Magnetic grille

RP-600M 6.5" MONITOR

FREQUENCY RESPONSE	45-25kHz +/- 3dB
SENSITIVITY	96dB @ 2.83V / 1m
POWER HANDLING (CONT/PEAK)	100W/400W
NOMINAL IMPEDANCE	8 ohms compatible
CROSSOVER FREQUENCY	1500Hz
HIGH FREQUENCY DRIVER	1" Titanium LTS Vented Tweeter with Hybrid Cross-Section Tractrix® Horn
LOW FREQUENCY DRIVER	6.5" Cerametallic Cone Woofer
ENCLOSURE MATERIAL	MDF
ENCLOSURE TYPE	Bass Reflex via rear-firing Tractrix® Port
INPUTS	Dual binding posts/bi-wire/bi-amp
HEIGHT	15.69" (39.9 cm)
WIDTH	7.95" (20.2 cm)
DEPTH	11.85" (30.1 cm)
WEIGHT	16 lb (7.3 kg)
FINISH	Ebony, Walnut
ACCESSORIES	Rubber Feet (8)

SHIPPING QUANTITY: Pair

SHIPPING WEIGHT: 17.1 kg
40 lbs

PART NUMBER
1065804 (Ebony)
1065805 (Walnut)

NOTES:



- 90° x 90° composite-coated Tractrix® Horn
- Titanium Linear Travel Suspension Vented Tweeter
- Rear-firing Tractrix® port
- Magnetic grille

RP-500M 6.5" MONITOR

FREQUENCY RESPONSE	48-25kHz +/- 3dB
SENSITIVITY	93dB @ 2.83V / 1m
POWER HANDLING (CONT/PEAK)	75W/300W
NOMINAL IMPEDANCE	8 ohms compatible
CROSSOVER FREQUENCY	1500Hz
HIGH FREQUENCY DRIVER	1" Titanium LTS Vented Tweeter with Hybrid Cross-Section Tractrix® Horn
LOW FREQUENCY DRIVER	5.25" Cerametallic Cone Woofer
ENCLOSURE MATERIAL	MDF
ENCLOSURE TYPE	Bass Reflex via rear-firing Tractrix® Port
INPUTS	Single binding posts
HEIGHT	13.50" (34.3 cm)
WIDTH	6.81" (17.3 cm)
DEPTH	9.50" (24.1 cm)
WEIGHT	12 lb (5.4 kg)
FINISH	Ebony, Walnut
ACCESSORIES	Rubber Feet (8)

SHIPPING QUANTITY: Pair

SHIPPING WEIGHT: 13.2 kg
29 lbs

PART NUMBER
1065807 (Ebony)
1065808 (Walnut)

NOTES:



- 90° x 90° composite-coated Tractrix® Horn
- Titanium Linear Travel Suspension Vented Tweeter
- Rear-firing Tractrix® port
- Magnetic grille

RP-400M 6.5" MONITOR

FREQUENCY RESPONSE	52Hz - 25kHz
SENSITIVITY	93dB @ 2.83V / 1m
POWER HANDLING (CONT/PEAK)	50W / 200W
NOMINAL IMPEDANCE	8 ohms compatible
CROSSOVER FREQUENCY	1500Hz
HIGH FREQUENCY DRIVER	1" Titanium LTS Vented Tweeter with Hybrid Cross-Section Tractrix® Horn
LOW FREQUENCY DRIVER	4" Cerametallic Cone Woofer
ENCLOSURE MATERIAL	MDF
ENCLOSURE TYPE	Bass Reflex via rear-firing Tractrix® Port
INPUTS	Single Binding Posts
HEIGHT	11.73" (29.8 cm)
WIDTH	5.67" (14.4 cm)
DEPTH	7.50" (19.1 cm)
WEIGHT	9 lb (4.1 kg)
FINISH	Ebony
ACCESSORIES	Rubber Feet (8)

SHIPPING QUANTITY: Pair

SHIPPING WEIGHT: 9.5 kg
21 lbs

PART NUMBER
1065931 (Ebony)

NOTES:



- 90° x 90° composite-coated Tractrix® Horn
- Titanium Linear Travel Suspension Vented Tweeter
- Rear-firing Tractrix® port
- Magnetic grille

RP-504C QUAD 5.25" CENTER

FREQUENCY RESPONSE	58-25kHz +/- 3dB
SENSITIVITY	97dB @ 2.83V / 1m
POWER HANDLING (CONT/PEAK)	150W/600W
NOMINAL IMPEDANCE	8 ohms compatible
CROSSOVER FREQUENCY	500Hz/1500Hz
HIGH FREQUENCY DRIVER	1" Titanium LTS Vented Tweeter with Hybrid Cross-Section Tractrix® Horn
LOW FREQUENCY DRIVER	Quad 5.25" Cerametallic Cone Woofers
ENCLOSURE MATERIAL	MDF
ENCLOSURE TYPE	Bass Reflex via rear-firing Tractrix® Port
INPUTS	Single Binding Posts
HEIGHT	6.81" (17.3 cm)
WIDTH	31.13" (79.1 cm)
DEPTH	14.46" (36.7 cm)
WEIGHT	34 lb (15.4 kg)
FINISH	Ebony, Walnut
ACCESSORIES	Rubber Feet (4)

SHIPPING QUANTITY: Single

SHIPPING WEIGHT: 17.7 kg
39 lbs

PART NUMBER
1065810 (Ebony)
1065811 (Walnut)

NOTES:



- 90° x 90° composite-coated Tractrix® Horn
- Titanium Linear Travel Suspension Vented Tweeter
- Rear-firing Tractrix® port
- Magnetic grille

RP-404C QUAD 5.25" CENTER

FREQUENCY RESPONSE	59-25kHz +/- 3dB
SENSITIVITY	97dB @ 2.83V / 1m
POWER HANDLING (CONT/PEAK)	125W/500W
NOMINAL IMPEDANCE	8 ohms compatible
CROSSOVER FREQUENCY	500Hz/1500Hz
HIGH FREQUENCY DRIVER	1" Titanium LTS Vented Tweeter with Hybrid Cross-Section Tractrix® Horn
LOW FREQUENCY DRIVER	Quad 4" Cerametallic™ Cone Woofers
ENCLOSURE MATERIAL	MDF
ENCLOSURE TYPE	Bass Reflex via rear-firing Tractrix® Port
INPUTS	Single Binding Posts
HEIGHT	5.7" (14.39 cm)
WIDTH	26.0" (66.04 cm)
DEPTH	13" (33.02 cm)
WEIGHT	28 lb (12.7 kg)
FINISH	Ebony, Walnut
ACCESSORIES	Rubber Feet (4)

SHIPPING QUANTITY: Single

SHIPPING WEIGHT: 14.5 kg
32 lbs

PART NUMBER
1065813 (Ebony)
1065814 (Walnut)

NOTES:



- 90° x 90° composite-coated Tractrix® Horn
- Titanium Linear Travel Suspension Vented Tweeter
- Rear-firing Tractrix® port
- Magnetic grille

RP-600C DUAL 6.5" CENTER

FREQUENCY RESPONSE	58Hz - 25kHz
SENSITIVITY	97dB @ 2.83V / 1m
POWER HANDLING (CONT/PEAK)	125W / 500W
NOMINAL IMPEDANCE	8 ohms compatible
CROSSOVER FREQUENCY	
HIGH FREQUENCY DRIVER	1" Titanium LTS Vented Tweeter with Hybrid Cross-Section Tractrix® Horn
LOW FREQUENCY DRIVER	Dual 6.5" Cerametallic Cone Woofers
ENCLOSURE MATERIAL	MDF
ENCLOSURE TYPE	Bass Reflex via rear-firing Tractrix® Port
INPUTS	Single Binding Posts
HEIGHT	7.95" (20.2 cm)
WIDTH	21.93" (55.7 cm)
DEPTH	11.96" (30.4 cm)
WEIGHT	24 lb (10.9 kg)
FINISH	Ebony, Walnut
ACCESSORIES	Rubber Feet (4)

SHIPPING QUANTITY: Single

SHIPPING WEIGHT: 12.2 kg
27 lbs

PART NUMBER
1065816 (Ebony)
1065817 (Walnut)

NOTES:



- 90° x 90° composite-coated Tractrix® Horn
- Titanium Linear Travel Suspension Vented Tweeter
- Rear-firing Tractrix® port
- Magnetic grille

RP-500C DUAL 5.25" CENTER

FREQUENCY RESPONSE	60-25kHz +/- 3dB
SENSITIVITY	96dB @ 2.83V / 1m
POWER HANDLING (CONT/PEAK)	100W/400W
NOMINAL IMPEDANCE	8 ohms compatible
CROSSOVER FREQUENCY	1800Hz
HIGH FREQUENCY DRIVER	1" Titanium LTS Vented Tweeter with Hybrid Cross-Section Tractrix® Horn
LOW FREQUENCY DRIVER	Dual 5.25" Cerametallic™ Cone Woofers
ENCLOSURE MATERIAL	MDF
ENCLOSURE TYPE	Bass Reflex via rear-firing Tractrix® Port
INPUTS	Single Binding Posts
HEIGHT	6.81" (17.3 cm)
WIDTH	18.50" (47 cm)
DEPTH	9.5" (22.3 cm)
WEIGHT	18 lb (8.2 kg)
FINISH	Ebony, Walnut
ACCESSORIES	Rubber Feet (4)

SHIPPING QUANTITY: Single

SHIPPING WEIGHT: 9.5 kg
21 lbs

PART NUMBER
1065819 (Ebony)
1065820 (Walnut)

NOTES:



- 90° x 90° composite-coated Tractrix® Horn
- Titanium Linear Travel Suspension Vented Tweeter
- Removable, magnetic grille
- WDST® Surround Technology

RP-502S DUAL 5.25" SURROUND

FREQUENCY RESPONSE	58-25kHz +/- 3dB
SENSITIVITY	95dB @ 2.83V / 1m
POWER HANDLING (CONT/PEAK)	100W/400W
NOMINAL IMPEDANCE	8 ohms compatible
CROSSOVER FREQUENCY	1400Hz
HIGH FREQUENCY DRIVER	1" Titanium LTS Vented Tweeter with Hybrid Cross-Section Tractrix® Horn
LOW FREQUENCY DRIVER	Dual 5.25" Cerametallic Woofers
ENCLOSURE MATERIAL	MDF
ENCLOSURE TYPE	Sealed
INPUTS	Single Binding Posts
HEIGHT	13.85" (35.2 cm)
WIDTH	11.88" (30.2 cm)
DEPTH	7.49" (19 cm)
WEIGHT	16 lb (7.3 kg)
FINISH	Ebony, Walnut
ACCESSORIES	Rubber Feet (8)

SHIPPING QUANTITY: Pair

SHIPPING WEIGHT: 17.2 kg
38 lbs

PART NUMBER
1065822 (Ebony)
1065824 (Walnut)

NOTES:



- 90° x 90° composite-coated Tractrix® Horn
- Titanium Linear Travel Suspension Vented Tweeter
- Rear-firing Tractrix® port
- Magnetic grille

RP-400C DUAL 4.5" CENTER

FREQUENCY RESPONSE	65Hz - 25kHz
SENSITIVITY	95dB @ 2.83V / 1m
POWER HANDLING (CONT/PEAK)	75W / 300W
NOMINAL IMPEDANCE	8 ohms compatible
CROSSOVER FREQUENCY	
HIGH FREQUENCY DRIVER	1" Titanium LTS Vented Tweeter with Hybrid Cross-Section Tractrix® Horn
LOW FREQUENCY DRIVER	Dual 4" Cerametallic Cone Woofers
ENCLOSURE MATERIAL	MDF
ENCLOSURE TYPE	Bass Reflex via rear-firing Tractrix® Port
INPUTS	Single Binding Posts
HEIGHT	5.6" (14.24 cm)
WIDTH	16" (40.64 cm)
DEPTH	9.65" (22.86 cm)
WEIGHT	14 lb (6.4 kg)
FINISH	Ebony
ACCESSORIES	Rubber Feet (4)

SHIPPING QUANTITY: Single

SHIPPING WEIGHT: 8.2 kg
18 lbs

PART NUMBER
1065935 (Ebony)

NOTES:



- 90° x 90° composite-coated Tractrix® Horn
- Titanium Linear Travel Suspension Vented Tweeter
- Removable, magnetic grille
- WDST® Surround Technology

RP-402S DUAL 4.5" SURROUND

FREQUENCY RESPONSE	62-25kHz +/- 3dB
SENSITIVITY	93dB @ 2.83V / 1m
POWER HANDLING (CONT/PEAK)	75W/300W
NOMINAL IMPEDANCE	8 ohms compatible
CROSSOVER FREQUENCY	1500Hz
HIGH FREQUENCY DRIVER	1" Titanium LTS Vented Tweeter with Hybrid Cross-Section Tractrix® Horn
LOW FREQUENCY DRIVER	Dual 4" Cerametallic Cone Woofers
ENCLOSURE MATERIAL	MDF
ENCLOSURE TYPE	Sealed
INPUTS	Single Binding Posts
HEIGHT	11.85" (30.1 cm)
WIDTH	10.26" (26.1 cm)
DEPTH	6.51" (16.5 cm)
WEIGHT	13 lb (5.9 kg)
FINISH	Ebony, Walnut
ACCESSORIES	Rubber Feet (8)

SHIPPING QUANTITY: Pair

SHIPPING WEIGHT: 15.4 kg
34 lbs

PART NUMBER
1065826 (Ebony)
1065827 (Walnut)

NOTES:

REFERENCE SPEAKERS

Now in its sixth generation, the Reference series speakers deliver even higher sound quality precision, clarity and effortless power. A new, larger proprietary Tractrix® horn provides improved coverage and bandwidth, and new tweeter and phase plugs ensure greater accuracy. The new rear Tractrix ports produce deep, powerful bass. The line also exudes modern elegance with several new cosmetic upgrades, including angled feet, full-length low-profile magnetic grilles, and a scratch-resistant black wood grain vinyl finish.



TOWERS



- 90° x 90° Tractrix Horn for clean, natural sound
- Rear-firing Tractrix port
- Low-profile magnetic grille

R-820F DUAL 8" TOWER

FREQUENCY RESPONSE	35Hz - 21kHz +/- 3dB
SENSITIVITY	97 dB @ 2.83V/1M
POWER HANDLING (CONT/PEAK)	150W/600W
NOMINAL IMPEDANCE	8 ohms compatible
CROSSOVER FREQUENCY	1,700 Hz
HIGH FREQUENCY DRIVER	1" Aluminum LTS tweeter mated to a 90° x 90° square Tractrix® Horn
LOW FREQUENCY DRIVER	Dual 8" spun-copper IMG woofers
ENCLOSURE MATERIAL	MDF
ENCLOSURE TYPE	Bass-Reflex via rear-firing Tractrix® ports
INPUTS	Single Gold Plated Binding Posts
HEIGHT INCHES	43" (109.3 cm)
WIDTH INCHES	10.9" (27.7 cm)
DEPTH INCHES	17.5" (44.3 cm)
PRODUCT WEIGHT	54 lbs (24.5 kg)
FINISHES	Black Textured Wood Grain Vinyl
INCLUDED ACCESSORIES	Injection molded feet and screws

SHIPPING QUANTITY:	Single
SHIPPING WEIGHT:	28.1 kg 62 lbs
PART NUMBER	1066228 (BLK/GNM)

NOTES:



- 90° x 90° Tractrix Horn for clean, natural sound
- Rear-firing Tractrix port
- Low-profile magnetic grille

R-620F DUAL 6.5" TOWER

FREQUENCY RESPONSE	38Hz - 21kHz +/- 3dB
SENSITIVITY	96 dB @ 2.83V/1M
POWER HANDLING (CONT/PEAK)	100W/400W
NOMINAL IMPEDANCE	8 ohms compatible
CROSSOVER FREQUENCY	2,000 Hz
HIGH FREQUENCY DRIVER	1" Aluminum LTS tweeter mated to a 90° x 90° square Tractrix® Horn
LOW FREQUENCY DRIVER	Dual 6.5" spun-copper IMG woofers
ENCLOSURE MATERIAL	MDF
ENCLOSURE TYPE	Bass-Reflex via rear-firing Tractrix® ports
INPUTS	Single Gold Plated Binding Posts
HEIGHT INCHES	40" (101.7 cm)
WIDTH INCHES	9.4" (24 cm)
DEPTH INCHES	15.2" (38.6 cm)
PRODUCT WEIGHT	41 lbs (18.6 kg)
FINISHES	Black Textured Wood Grain Vinyl
INCLUDED ACCESSORIES	Injection molded feet and screws

SHIPPING QUANTITY:	Single
SHIPPING WEIGHT:	22.2 kg 49 lbs
PART NUMBER	1066229 (BLK/GNM)

NOTES:



- 90° x 90° Tractrix Horn for clean, natural sound
- Rear-firing Tractrix port
- Low-profile magnetic grille

R-610F 6.5" TOWER

FREQUENCY RESPONSE	45Hz - 21kHz +/- 3dB
SENSITIVITY	94 dB @ 2.83V/1M
POWER HANDLING (CONT/PEAK)	85W/340W
NOMINAL IMPEDANCE	8 ohms compatible
CROSSOVER FREQUENCY	1,800 Hz
HIGH FREQUENCY DRIVER	1" Aluminum LTS tweeter mated to a 90° x 90° square Tractrix® Horn
LOW FREQUENCY DRIVER	Single 6.5" spun-copper IMG woofers
ENCLOSURE MATERIAL	MDF
ENCLOSURE TYPE	Bass-Reflex via rear-firing Tractrix® ports
INPUTS	Single Gold Plated Binding Posts
HEIGHT INCHES	37" (94 cm)
WIDTH INCHES	9.4" (24 cm)
DEPTH INCHES	15.1" (38.4 cm)
PRODUCT WEIGHT	36 lbs (16.3 kg)
FINISHES	Black Textured Wood Grain Vinyl
INCLUDED ACCESSORIES	Injection molded feet and screws

SHIPPING QUANTITY:	Single
SHIPPING WEIGHT:	20 kg 44 lbs
PART NUMBER	1066230 (BLK/GNM)

NOTES:

MONITORS



- 90° x 90° Tractrix Horn for clean, natural sound
- Linear Travel Suspension (LTS) tweeter minimizes distortion and enhances detail
- Low-Profile Magnetic Grille

R-51M 5.25" MONITORS

FREQUENCY RESPONSE	62Hz - 21kHz +/- 3dB
SENSITIVITY	93 dB @ 2.83V/1M
POWER HANDLING (CONT/PEAK)	85W/340W
NOMINAL IMPEDANCE	8 ohms compatible
CROSSOVER FREQUENCY	1,660 Hz
HIGH FREQUENCY DRIVER	1" Aluminum LTS tweeter mated to a 90° x 90° square Tractrix® Horn
LOW FREQUENCY DRIVER	Single 5.25" spun-copper IMG woofer
ENCLOSURE MATERIAL	MDF
ENCLOSURE TYPE	Bass-Reflex via rear-firing ports
INPUTS	Single Gold Plated Binding Posts
HEIGHT INCHES	13.3" (33.8 cm)
WIDTH INCHES	7" (17.8 cm)
DEPTH INCHES	8.5" (21.5 cm)
PRODUCT WEIGHT	9.1 lbs (4.1 kg)
FINISHES	Black Textured Wood Grain Vinyl
INCLUDED ACCESSORIES	Rubber Feet (4)

SHIPPING QUANTITY:	Pair
SHIPPING WEIGHT:	9.8 kg 21.5 lbs
PART NUMBER	1066234 (BLK/GNM)

NOTES:



- 90° x 90° Tractrix Horn for clean, natural sound
- Linear Travel Suspension (LTS) tweeter minimizes distortion and enhances detail
- Low-Profile Magnetic Grille

R-41M 4" MONITORS

FREQUENCY RESPONSE	68Hz - 21kHz +/- 3dB
SENSITIVITY	90 dB @ 2.83V/1M
POWER HANDLING (CONT/PEAK)	50W/200W
NOMINAL IMPEDANCE	8 ohms compatible
CROSSOVER FREQUENCY	1,730 Hz
HIGH FREQUENCY DRIVER	1" Aluminum LTS tweeter mated to a 90° x 90° square Tractrix® Horn
LOW FREQUENCY DRIVER	Single 4" spun-copper IMG woofer
ENCLOSURE MATERIAL	MDF
ENCLOSURE TYPE	Bass-Reflex via rear-firing ports
INPUTS	Single Gold Plated Binding Posts
HEIGHT INCHES	11.3" (28.7 cm)
WIDTH INCHES	5.75" (14.6 cm)
DEPTH INCHES	7.9" (20 cm)
PRODUCT WEIGHT	7 lbs (3.2 kg)
FINISHES	Black Textured Wood Grain Vinyl
INCLUDED ACCESSORIES	Rubber Feet (4)

SHIPPING QUANTITY: Pair

SHIPPING WEIGHT: 7.4 kg
16.3 lbs

PART NUMBER

1066233 (BLK/GNM)

NOTES:

SURROUNDS



- Adds Dolby Atmos® experience to any tower/monitor speaker
- Can be used as surround speaker
- 90° x 90° Tractrix Horn
- Low-profile magnetic grille

R-41SA 4" DOLBY-ATMOS ELEVATION SPEAKER OR SURROUND SPEAKER

FREQUENCY RESPONSE	Conforms to Dolby Atmos Specifications
SENSITIVITY	Conforms to Dolby Atmos Specifications
POWER HANDLING (CONT/PEAK)	50W/100W
NOMINAL IMPEDANCE	8 ohms compatible
CROSSOVER FREQUENCY	4,237 Hz
HIGH FREQUENCY DRIVER	1" Aluminum LTS tweeter mated to a 90° x 90° square Tractrix® Horn
LOW FREQUENCY DRIVER	4" spun-copper IMG woofer
ENCLOSURE MATERIAL	MDF
ENCLOSURE TYPE	Acoustic Suspension
INPUTS	Single Gold Plated Binding Posts
HEIGHT INCHES	7" (18 cm)
WIDTH INCHES	5.75" (14.6 cm)
DEPTH INCHES	13" (33.1 cm)
PRODUCT WEIGHT	6.75 lbs (3.1 kg)
FINISHES	Black Textured Wood Grain Vinyl
INCLUDED ACCESSORIES	Rubber Feet (4)

SHIPPING QUANTITY: Pair

SHIPPING WEIGHT: 7.4 kg
16.3 lbs

PART NUMBER

1066235 (BLK/GNM)

NOTES:

CENTERS



- 90° x 90° Tractrix Horn for clean, natural sound
- Linear Travel Suspension (LTS) tweeter minimizes distortion and enhances detail
- Low-Profile Magnetic Grille

R-52C DUAL 5.25" CENTER

FREQUENCY RESPONSE	89Hz - 21kHz +/- 3dB
SENSITIVITY	95 dB @ 2.83V/1M
POWER HANDLING (CONT/PEAK)	100W/400W
NOMINAL IMPEDANCE	8 ohms compatible
CROSSOVER FREQUENCY	1,630 Hz
HIGH FREQUENCY DRIVER	1" Aluminum LTS tweeter mated to a 90° x 90° square Tractrix® Horn
LOW FREQUENCY DRIVER	Dual 5.25" spun-copper IMG woofers
ENCLOSURE MATERIAL	MDF
ENCLOSURE TYPE	Sealed
INPUTS	Single Gold Plated Binding Posts
HEIGHT INCHES	7.3" (18.5 cm)
WIDTH INCHES	18.75" (47.6 cm)
DEPTH INCHES	7.6" (19.4 cm)
PRODUCT WEIGHT	13.5 lbs (6.1 kg)
FINISHES	Black Textured Wood Grain Vinyl
INCLUDED ACCESSORIES	Rubber Feet (4)

SHIPPING QUANTITY: Single

SHIPPING WEIGHT: 7.3 kg
16 lbs

PART NUMBER

1066231 (BLK/GNM)

NOTES:



- 90° x 90° Tractrix Horn for clean, natural sound
- Linear Travel Suspension (LTS) tweeter minimizes distortion and enhances detail
- Low-Profile Magnetic Grille
- Two front-firing Tractrix® ports

R-34C DUAL 5.25" CENTER

FREQUENCY RESPONSE	82Hz - 21kHz +/- 3dB
SENSITIVITY	96 dB @ 2.83V/1M
POWER HANDLING (CONT/PEAK)	100W/400W
NOMINAL IMPEDANCE	8 ohms compatible
CROSSOVER FREQUENCY	1,600 Hz
HIGH FREQUENCY DRIVER	1" Aluminum LTS tweeter mated to a 90° x 90° square Tractrix® Horn
LOW FREQUENCY DRIVER	Quad 3.5" spun-copper IMG woofers
ENCLOSURE MATERIAL	MDF
ENCLOSURE TYPE	Bass-Reflex via forward-firing Tractrix® ports
INPUTS	Single Gold Plated Binding Posts
HEIGHT INCHES	5.2" (13.3 cm)
WIDTH INCHES	26" (66 cm)
DEPTH INCHES	6.2" (15.7 cm)
PRODUCT WEIGHT	13 lbs (5.9 kg)
FINISHES	Black Textured Wood Grain Vinyl
INCLUDED ACCESSORIES	Rubber Feet (4)

SHIPPING QUANTITY: Single

SHIPPING WEIGHT: 7.3 kg
16 lbs

PART NUMBER

1066232 (BLK/GNM)

NOTES:

SPL SUBWOOFERS

The SPL subwoofer line combines high performance at moderate prices with class leading maximum output levels. Comprised of three subwoofers, the SPL series boasts copper Cerametallic™ woofers that minimize distortion while providing high efficiency. All subs have all-digital amplifiers that provide more impact and powerful bass. The front-firing slot port allows for placement flexibility.



- 400W RMS/ 800W Peak Power
- Front-firing slot port
- Low-pass crossover and phase control
- WA-2 Wireless Subwoofer Kit capable

SPL 150 15" POWERED SUBWOOFER

FREQUENCY RESPONSE	18Hz - 125Hz
MAXIMUM ACOUSTIC OUTPUT	122dB
AMPLIFIER TYPE	All digital
AMPLIFIER POWER	400W / 800W
WOOFER	15" (38.1 cm) long-throw copper spun cerametallic, front-firing woofer
ENCLOSURE MATERIAL	MDF
ENCLOSURE TYPE	Bass Reflex
INPUTS	L/R line-level/LFE RCA jacks, Wireless WA-2 Port
HEIGHT	21.5" (54.61 cm)
WIDTH	19.5" (49.53 cm)
DEPTH	22.3" (56.64 cm)
WEIGHT	75.4 lbs / 34.2 kg
FINISH	Ebony Vinyl

SHIPPING QUANTITY: Single
SHIPPING WEIGHT: 40.82 kg
 90 lbs
PART NUMBER
 1067309 (Black EUA)

NOTES:



- 300W RMS / 600W Peak
- Front-firing slot port
- Low-pass crossover and phase control
- WA-2 Wireless Subwoofer Kit capable

SPL 120 12" POWERED SUBWOOFER

FREQUENCY RESPONSE	24Hz - 125Hz
MAXIMUM ACOUSTIC OUTPUT	118dB
AMPLIFIER TYPE	Class D with Analog Preamp Stage
AMPLIFIER POWER	300W RMS / 600W Peak
WOOFER	12" Long-Throw Cerametallic
ENCLOSURE MATERIAL	MDF
ENCLOSURE TYPE	Bass Reflex via Front-Firing Slot Port
INPUTS	Dual RCA/LFE Line In, WA-2 Wireless Port
HEIGHT	17-3/4" (45.1 cm)
WIDTH	14-11/16" (37.4 cm)
DEPTH	19-7/8" (50.6 cm)
WEIGHT	45 lbs (20.4kg)
FINISH	Ebony Vinyl

SHIPPING QUANTITY: Single
SHIPPING WEIGHT: 27.6 kg
 61 lbs
PART NUMBER
 1065967 (Black EUA)

NOTES:



- 200W RMS / 450W Peak Power
- Front-firing slot port
- Low-pass crossover and phase control
- WA-2 Wireless Subwoofer Kit capable

SPL 100 10" POWERED SUBWOOFER

FREQUENCY RESPONSE	27Hz - 125Hz
MAXIMUM ACOUSTIC OUTPUT	114dB
AMPLIFIER TYPE	Class D with Analog Preamp Stage
AMPLIFIER POWER	200 W RMS / 450 W Peak
WOOFER	10" Long-Throw Cerametallic
ENCLOSURE MATERIAL	MDF
ENCLOSURE TYPE	Bass Reflex via Front-Firing Slot Port
INPUTS	Dual RCA/LFE Line In, WA-2 Wireless Port
HEIGHT	16-9/16" (42.1 cm)
WIDTH	14" (35.6 cm)
DEPTH	17-5/16" (45.1 cm)
WEIGHT	37 lbs (16.8kg)
FINISH	Ebony Vinyl

SHIPPING QUANTITY: Single
SHIPPING WEIGHT: 25 kg
 55 lbs
PART NUMBER
 1065965 (Black EUA)

NOTES:

WIRELESS KITS



WA-2 WIRELESS SUBWOOFER KIT

FREQUENCY OF OPERATION	2.4 GHz ISM band
CHANNEL SELECTION	Automatic
SIGNAL RANGE	50 feet (15m)
FREQUENCY RESPONSE	15 Hz - 150 Hz +/- 3 dB

- Allows for powerful bass extension with fewer wires
- Hassle-free setup
- Plug 'n play functionality
- Compatible with SPL-150, SPL-120 and SPL-100

SHIPPING QUANTITY: Single
SHIPPING WEIGHT: 0.45 kg
 1.01 lbs
PART NUMBER
 1013170 (Black CE)

REFERENCE SUBWOOFERS

Prepare to be moved. Reference subwoofers are the perfect combination of power, sophistication and heart-pounding bass. Packing a serious punch, these subwoofers will not only wake your neighbors, they'll piss them off. Reference Subwoofers provide thunderous, detailed bass and create a solid foundation for any audio system.



- All-digital amp delivers 400 watts of dynamic power
- Front-firing driver
- Low pass crossover and phase control

R-120SW 12" POWERED SUBWOOFER

FREQUENCY RESPONSE	29Hz - 120Hz +/- 3dB
MAXIMUM ACOUSTIC OUTPUT	116 dB
AMPLIFIER	All-digital
AMPLIFIER POWER (CONT/PEAK)	200W/400W
AMPLIFIER FEATURES	Volume, Low-pass, 0/180 phase, Auto Power On
DRIVER COMPONENTS	12" high excursion spun-copper IMG woofer
ENCLOSURE MATERIAL	MDF
ENCLOSURE TYPE	Bass-Reflex via rear-firing port
INPUTS	Line level/LFE RCA jacks
HEIGHT	16.5" (41.9 cm)
WIDTH	14" (35.6 cm)
DEPTH	19.2" (48.8 cm)
WEIGHT	31 lbs (14.1 kg)
FINISHES	Black Textured Wood Grain Vinyl

SHIPPING QUANTITY: Single
SHIPPING WEIGHT: 18 kg
 39.7 lbs
PART NUMBER
 1065960 (BLK/GNM EUA)

NOTES:



R-100SW 10" POWERED SUBWOOFER

FREQUENCY RESPONSE	32Hz - 120Hz +/- 3dB
MAXIMUM ACOUSTIC OUTPUT	112 dB
AMPLIFIER	All-digital
AMPLIFIER POWER (CONT/PEAK)	150W/300W
AMPLIFIER FEATURES	Volume, Low-pass, 0/180 phase, Auto Power On
DRIVER COMPONENTS	10" high excursion spun-copper IMG woofer
ENCLOSURE MATERIAL	MDF
ENCLOSURE TYPE	Bass-Reflex via rear-firing port
INPUTS	Line level/LFE RCA jacks
HEIGHT	14.5" (36.8 cm)
WIDTH	12.5" (31.8 cm)
DEPTH	16.4" (41.7 cm)
WEIGHT	24 lbs (10.9 kg)
FINISHES	Black Textured Wood Grain Vinyl

- All-digital amp delivers 300 watts of dynamic power
- Front-firing driver
- Low pass crossover and phase control

SHIPPING QUANTITY: Single

SHIPPING WEIGHT: 14.5 kg
32 lbs

PART NUMBER

1065958 (BLK/GNM EUA)

NOTES:



R-8SW 8" SUBWOOFER

FREQUENCY RESPONSE	38 Hz - 120 Hz +/- 3dB
MAXIMUM ACOUSTIC OUTPUT	108dB
AMPLIFIER	All-digital
AMPLIFIER POWER	50W / 150W
DRIVE COMPONENTS	8" (20.3cm) high excursion, IMG, down-firing woofer
ENCLOSURE MATERIAL	MDF
ENCLOSURE TYPE	Bass Reflex via down-firing tube port
INPUTS	Line level/LFE RCA jacks
HEIGHT	13.25" (33.66 cm)
WIDTH	11.75" (29.85cm)
DEPTH	11.75" (29.85cm)
WEIGHT	15.0 lbs (6.8kg)
FINISH	Brushed Black Polymer Veneer
FEATURES	Volume, Lowpass, Phase, Auto Power
PHASE	Switchable 0-180 degrees

- All-digital amplifier delivers 150 watts with high efficiency
- Down-firing driver
- Low pass crossover and phase control

SHIPPING QUANTITY: Single

SHIPPING WEIGHT: 12.4 kg
27.3 lbs

PART NUMBER

1063512 (Black CE)

NOTES:

REFERENCE PREMIERE DESIGNER ON-WALL

Klipsch Reference Premiere Designer On-Wall is a first class low-profile home audio solution, offering minimalist home theater system speakers that add beauty to any room. With its modern-day aesthetic and legendary sonic signature – great sound has never looked so good.



RP-440D SB SLIM ON-WALL 3-CHANNEL PASSIVE LCR SOUND BAR

FREQUENCY RESPONSE	65Hz - 24Hz +/-3dB
SENSITIVITY	92 dB @ 2.83V/1 meter
POWER HANDLING (CONT/PEAK)	50W/200W
NOMINAL IMPEDANCE	8 ohms compatible
CROSSOVER FREQUENCY	2200Hz
HIGH FREQUENCY DRIVER	Three 1" (2.54cm) Titanium diaphragm compression drivers mated to a 90° x 90° square Tractrix® Horn
LOW FREQUENCY DRIVER	Four 3.5" (8.89 cm) active long-throw Cerametallic woofers (One each for left and right channels, two for center channel)
ENCLOSURE MATERIAL	Injection molded polymer
ENCLOSURE TYPE	Bass-reflex
INPUTS	Single wire 5-way binding posts (3 sets)
HEIGHT	6" (15.24cm)
WIDTH	42" (106.68cm)
DEPTH	2.4" (6.10cm)
WEIGHT	12 lbs (5.44 kg)
FINISH	Matte black paint

SHIPPING QUANTITY: Single

SHIPPING WEIGHT: 6 kg
13.22 lbs

PART NUMBER

1064178 (Black)

NOTES:

- 3-Channel passive LCR sound bar
- Wall-mountable or table-mountable with included glass base
- True Reference Premiere acoustics in a slim on-wall solution



RP-640D SLIM ON-WALL LCRS SPEAKER

FREQUENCY RESPONSE	55Hz - 24kHz +/-3dB
SENSITIVITY	94dB @ 2.83V/1 meter
POWER HANDLING (CONT/PEAK)	75W/300W
NOMINAL IMPEDANCE	8 ohms compatible
CROSSOVER FREQUENCY	2200Hz
HIGH FREQUENCY DRIVER	1" (2.54cm) Titanium diaphragm compression driver mated to a 90° x 90° square Tractrix® Horn
LOW FREQUENCY DRIVER	Two 3.5" (8.89 cm) active long-throw Cerametallic woofers Four 3.5" (8.89 cm) passive Cerametallic radiators
ENCLOSURE MATERIAL	Injection molded polymer
ENCLOSURE TYPE	Bass-reflex via passive radiators
INPUTS	Single wire 5-way binding posts
HEIGHT	28.5" (72.39cm)
WIDTH	6" (15.24cm)
DEPTH	2.4" (6.1cm)
WEIGHT	8 lbs (3.63 kg)
FINISH	Matte black paint

SHIPPING QUANTITY: Single

SHIPPING WEIGHT: 4.1 kg
9 lbs

PART NUMBER

1064179 (Black)

NOTES:

- Slim on-wall LCRS speaker
- Wall-mountable or table-mountable with included glass base
- True Reference Premiere acoustics in a slim on-wall solution



- Slim on-wall LCRS speaker
- Wall-mountable or table-mountable with included glass base
- True Reference Premiere acoustics in a slim on-wall solution

RP-240D SLIM ON-WALL LCRS SPEAKER

FREQUENCY RESPONSE	67Hz - 24kHz +/-3dB
SENSITIVITY	94dB @ 2.83V/1 meter
POWER HANDLING (CONT/PEAK)	75W/300W
NOMINAL IMPEDANCE	8 ohms compatible
CROSSOVER FREQUENCY	2200Hz
HIGH FREQUENCY DRIVER	1" (2.54cm) Titanium diaphragm compression driver mated to a 90° x 90° square Tractrix® Horn
LOW FREQUENCY DRIVER	Two 3.5" (8.89 cm) long-throw Cerametallic woofers
ENCLOSURE MATERIAL	Injection molded polymer
ENCLOSURE TYPE	Bass-reflex
INPUTS	Single wire 5-way binding posts
HEIGHT	16" (40.64cm)
WIDTH	6" (15.24cm)
DEPTH	2.4" (6.1cm)
WEIGHT	5.25lbs (2.38 kg)
FINISH	Matte black paint

SHIPPING QUANTITY:	Single
SHIPPING WEIGHT:	2.9 kg 6.4 lbs
PART NUMBER	1064180 (Black)

NOTES:

REFERENCE THEATER PACK

We've taken the premium materials and acoustic technology of our revered Reference series and designed a beautiful 5.0 surround sound system to pair with your favorite subwoofer and AV receiver. The Reference Theater Pack brings the Klipsch cinematic sound into your home with an incredibly minimal footprint.



- Spun Copper IMG Woofers
- Linear Travel Suspension Horn-Loaded Tweeters
- AV Receiver and Subwoofer not included

REFERENCE THEATER PACK 5.0 HOME THEATER SYSTEM

SATELLITE and CENTER CHANNEL

FREQUENCY RESPONSE	110Hz - 23kHz +/- 3dB
SENSITIVITY	Satellite: 91dB @ 2.83 volts / 1 meter Center: 94dB @ 2.83 volts / 1 meter
POWER HANDLING	Satellite: 50 watts (200 watts peak) Center: 75 watts (300 watts peak)
NOMINAL IMPEDANCE	8 ohms compatible
HIGH FREQUENCY DRIVER	Satellite and Center: 3/4" (1.9 cm) aluminum diaphragm compression driver mated to 90° x 90° Tractrix® horn
LOW FREQUENCY DRIVER	Satellite: 3.5" (8.9 cm) copper IMG woofer Center: Dual 3.5" (8.9 cm) copper IMG woofer
DIMENSIONS	Satellite: 7.75" (19.7cm) H x 4.38" (11.1cm) W x 5.37" (13.7cm) D Center: 4.38" (11.1cm) H x 10.75" (27.3cm) W x 5.37" (13.7cm) D
WEIGHT	Satellite: 3 lbs (1.4kg) Center: 5 lbs (2.3kg)
MOUNTING	Satellite: Keyhole and 1/4" x 20 threaded insert Center: Dual Keyhole with dual 1/4" x 20 threaded insert
SPEAKER WIRE	14-18 gauge compatible

SHIPPING QUANTITY:	System
SHIPPING WEIGHT:	10.8 kg 23.81 lbs
PART NUMBER	1064662 (Black)

NOTES:



- Slim on-wall LCRS speaker
- Wall-mountable or table-mountable with included glass base
- True Reference Premiere acoustics in a slim on-wall solution

RP-140D SLIM ON-WALL LCRS SPEAKER

FREQUENCY RESPONSE	69Hz - 24kHz +/-3dB
SENSITIVITY	91dB @ 2.83V/1 meter
POWER HANDLING (CONT/PEAK)	50W/200W
NOMINAL IMPEDANCE	8 ohms compatible
CROSSOVER FREQUENCY	2200Hz
HIGH FREQUENCY DRIVER	1" (2.54cm) Titanium diaphragm compression driver mated to a 90° x 90° square Tractrix® Horn
LOW FREQUENCY DRIVER	3.5" (8.89 cm) long-throw Cerametallic woofer
ENCLOSURE MATERIAL	Injection molded polymer
ENCLOSURE TYPE	Bass-reflex
INPUTS	Single wire 5-way binding posts
HEIGHT	12" (30.48cm)
WIDTH	6" (15.24cm)
DEPTH	2.4" (6.1cm)
WEIGHT	3.75 lbs (1.7 kg)
FINISH	Matte black paint

SHIPPING QUANTITY:	Single
SHIPPING WEIGHT:	2.2 kg 4.85 lbs
PART NUMBER	1064181 (Black)

NOTES:

CINEMA SOUND BARS

Combining the left, right and center channels into one slick package, our sound bars will free you from underperforming TV speakers and deliver a world of powerful, crisp sound in an extremely thin package. Klipsch sound bars are designed with a combination of hand-crafted, high-quality wood materials and legendary Klipsch technology to bring you sound as big as the picture.



NEW

- 7.1.4 Dolby Atmos Decoding
- Wireless 12" Subwoofer
- Independent Wireless Surrounds Included
- HDMI-eArc
- 8K Video Pass-Through

CINEMA 1200


5.1.4 DOLBY ATMOS SOUND BAR SYSTEM WITH 12" WIRELESS SUB AND WIRELESS SURROUNDS

SPEAKER SYSTEM	54" 5.1.4 Dolby Atmos Soundbar System with 12" Wireless Subwoofer and Wireless Surround Speakers
MAX ACOUSTIC OUTPUT	109 dB
HIGH FREQUENCY DRIVERS	(3) 1" (25.4mm) soft dome tweeters mated to Tractrix® horns
MIDRANGE	(6) 3" (76.2mm) high output oval fiber composite cone woofers
HEIGHT CHANNELS	3" (76.2mm) high output Cerametallic cone woofers
SURROUNDS	3" (76.2mm) high output fiber composite cone woofers
SUBWOOFER	12" (305mm) wireless ported subwoofer
ENCLOSURE TYPE	Bar: Wood • Subwoofer: Wood • Surround: Wood
TOTAL SYSTEM POWER	1200W
FREQUENCY RESPONSE	22-20kHz
INPUTS	HDMI-eARC • (2) HDMI • Bluetooth® • 3.5mm Analog • Optical Digital
OUTPUTS	Subwoofer (RCA) Output
DIMENSIONS (BAR)	54" (137.2 cm) W x 2 15/16" (7.5cm) H x 6 3/16" (15.7cm) D
DIMENSIONS (SUBWOOFER)	15 5/8" (39.6cm) W x 20 3/8" (51.6cm) H x 15 7/8" (40.3cm) D
FINISH	Black (interchangeable walnut end caps included)
VOLTAGE	100-240V 50/60Hz internal power supply
WEIGHT	42 lbs (14.52kg)
INCLUDED ACCESSORIES	LED Backlit Remote control (2) 1.5m power cord (Region specific) (2) Keyhole mounting clip (With 1/4 - 20 Screw) Wall mount template (2) AA batteries (1) 1.5m HDMI Cable
MOUNTING OPTIONS	1/4-20 Keyhole Mount • Included slim-depth wall brackets

SHIPPING QUANTITY: Single
SHIPPING WEIGHT: 21.09 kg
52 lbs

PART NUMBER

1067537 (Black EUA)



NOTES:



NEW

- 7.1.4 Dolby Atmos Decoding
- Wireless 10" Subwoofer
- Surround 3 compatible
- HDMI-eArc
- 8K Video Pass-Through

CINEMA 800


3.1 SOUNDBAR WITH 10" WIRELESS SUBWOOFER

SPEAKER SYSTEM	48" 3.1 Dolby Atmos soundbar with 10" wireless subwoofer
MAX ACOUSTIC OUTPUT	107dB
HIGH FREQUENCY DRIVERS	(3) 1" (25.4mm) soft dome tweeters mated to Tractrix® horns
MIDRANGE	(4) 3" (76.2mm) high output oval fiber composite cone woofers
SUBWOOFER	10" (254mm) wireless ported subwoofer
ENCLOSURE TYPE	Bar: Wood • Subwoofer: Wood
SYSTEM POWER	800W
FREQUENCY RESPONSE	28-20kHz
INPUTS	HDMI-eARC • (2) HDMI • Bluetooth® • 3.5mm Analog • Optical Digital
OUTPUTS	Subwoofer (RCA) Output
DIMENSIONS (BAR)	48" (121.9cm) W x 2 7/8" (7.3cm) H x 3 3/8" (8.6cm) D
DIMENSIONS (SUBWOOFER)	14 1/4" (36.8) W x 18 1/2" (47.1cm) H x 14 1/2" (36.8cm) D
FINISH	Black (interchangeable walnut end caps included)
VOLTAGE	100-240V 50/60Hz internal power supply
WEIGHT	22 lbs (9.98 kg)
VOLTAGE	100-240V 50/60Hz internal power supply
WEIGHT	42 lbs (14.52kg)
INCLUDED ACCESSORIES	LED Backlit Remote control (2) 1.5m power cord (Region specific) (2) Keyhole mounting clip (With 1/4 - 20 Screw) Wall mount template (2) AA batteries (1) 1.5m HDMI Cable
MOUNTING OPTIONS	1/4-20 Keyhole Mount • Included slim-depth wall brackets

SHIPPING QUANTITY: Single
SHIPPING WEIGHT: 14.92 kg
32.9 lbs

PART NUMBER

1067540 (Black EUA)





NEW

- Wireless 10" subwoofer
- HDMI connection
- High-quality wood materials
- Surround 3 compatible

CINEMA 600

3.1 SOUNDBAR WITH 10" WIRELESS SUBWOOFER

SPEAKER SYSTEM	45" 3.1 soundbar with 10" wireless subwoofer
MAX ACOUSTIC OUTPUT	103 dB
HIGH FREQUENCY DRIVERS	(3) 1" (25.4mm) soft dome tweeters mated to Tractrix® horns
MIDRANGE	(4) 3" (76.2mm) high output oval fiber composite cone woofers
SUBWOOFER	10" (254 mm) wireless ported subwoofer
ENCLOSURE TYPE	Bar: Wood • Subwoofer: Wood
SYSTEM POWER	600W
FREQUENCY RESPONSE	28-20kHz
INPUTS	HDMI-ARC • Bluetooth® • 3.5mm Analog • Optical Digital
OUTPUTS	Subwoofer (RCA) Output
DIMENSIONS (BAR)	45" (114.3cm) W x 2 7/8" (7.3cm) H x 3 3/8" (8.6cm) D
DIMENSIONS (SUBWOOFER)	14 1/4" (36cm) W x 18 1/2" (47cm) H x 14 1/2" (37cm) D
FINISH	Black
VOLTAGE	100-240V 50/60Hz internal power supply
WEIGHT	30.8 lbs (13.97 kg)
INCLUDED ACCESSORIES	LED Backlit Remote control (2) 1.5m power cords (Region specific) (2) Keyhole mounting clips (with 1/4 - 20 Screw) Wall mount template (2) AAA batteries 1.5m HDMI Cable
MOUNTING OPTIONS	1/4 20 Thread • Included slim-depth wall brackets

SHIPPING QUANTITY: Single
SHIPPING WEIGHT: 13.25 kg
29.2 lbs

PART NUMBER

1068778 (Black EUA)



- Compatible with Cinema 600 and Cinema 800
- High-quality wood materials

SURROUND 3 WIRELESS SURROUNDS

SPEAKER SYSTEM	2.0 Wireless Surround (Pair)
MAX ACOUSTIC OUTPUT	94dB @1M Anechoic each / 100dB @1M Anechoic pair
FULL RANGE WOOFER	3"
ENCLOSURE TYPE	Wood (Sealed)
SYSTEM POWER	60 watts
FREQUENCY RESPONSE	120 Hz - 20kHz
HEIGHT	6.5" (16.5 cm)
WIDTH	4.25" (10.8 cm)
DEPTH	4.25" (10.8 cm)
MOUNTING	1/4" x 20 threaded insert
FINISH	Black
VOLTAGE	100-240V 50/60Hz internal power supply
WEIGHT	2.2 lbs
INCLUDED ACCESSORIES	(2) 1.5m power cord (Region specific) Wireless dongle for Sound Bar

SHIPPING QUANTITY: Pair
SHIPPING WEIGHT: 2.5 kg
5.5 lbs

PART NUMBER

1067531 (Black EUA)

NOTES:



NEW

- Wireless 8" subwoofer
- HDMI connection
- High-quality wood materials

CINEMA 400

2.1 SOUNDBAR WITH 8" WIRELESS SUBWOOFER

SPEAKER SYSTEM	40" 2.1 soundbar with 8" wireless subwoofer
MAX ACOUSTIC OUTPUT	99 dB
HIGH FREQUENCY DRIVERS	(2) 1" (25mm) soft dome tweeters mated to Tractrix® horn
MIDRANGE	(2) 3" (76.2mm) oval fiber composite cone woofers
SUBWOOFER	8" (203mm) ported subwoofer
ENCLOSURE TYPE	Bar: Wood (Sealed) • Subwoofer: Wood
SYSTEM POWER	TBA
FREQUENCY RESPONSE	35-20kHz
INPUTS	HDMI-ARC • Bluetooth® • 3.5mm Analog • Optical Digital
OUTPUTS	Subwoofer Output
DIMENSIONS (BAR)	39 15/16" (101.4cm) W x 2 7/8" (7.3cm) H x 3 3/8" (8.6cm) D
DIMENSIONS (SUBWOOFER)	11 7/8" (30.2cm) W x 16 1/8" (41cm) H x 16 1/8" (41cm) D
FINISH	Black
VOLTAGE	100-240V 50/60Hz internal power supply
WEIGHT	27.5 lbs (12.47 kg)
INCLUDED ACCESSORIES	Remote control (2) 1.5m power cord (Region specific) (2) Keyhole mounting clip (With 1/4 - 20 Screw) Wall mount template (2) AAA batteries HDMI Cable
MOUNTING OPTIONS	1/4 20 Thread • Included slim-depth wall brackets

SHIPPING QUANTITY: Single
SHIPPING WEIGHT: 9.07 kg
20 lbs

PART NUMBER

1068775 (Black EUA)



- Powerful enough to double as an entertainment center
- Wireless Bluetooth® Connectivity
- Compatible with other devices via a Headphone Jack and Mini Plug Input

PROMEDIA

The Klipsch ProMedia desktop system single-handedly raises the bar on what is defined as exceptional sound from a computer audio system. Dual horn-loaded satellite speakers and a robust subwoofer deliver room-filling, crystal-clear acoustics that takes your games, movies, and music to the next level.



PROMEDIA 2.1 BLUETOOTH DESKTOP SYSTEM

SYSTEM POWER	Total System Power: 100 watts continuous/200 watts peak @ <0.2% THD 260 watts short-term peak power Satellites: 18 watts/channel continuous @ <0.2% THD, 1kHz 26 watts/channel short-term power @ <5% THD, 1kHz Subwoofer: 65 watts continuous @ <0.2% THD, 50 Hz 80 watts short-term power @ <5% THD, 50Hz
FREQUENCY RESPONSE	35Hz - 22kHz
SATELLITE CROSSOVER FREQUENCY	3.5kHz
ENCLOSURE MATERIAL	Satellites: ABS
ENCLOSURE TYPE	Subwoofer: MDF
HIGH FREQUENCY HORN	Satellites: Sealed
INPUTS	Subwoofer: Bass Reflex
TYPICAL MAXIMUM OUTPUT	90° x 40° MicroTractrix®
OUTPUTS	3.5mm miniplug
DIMENSIONS	Satellite: 8.5" (21.59cm) H x 4.2" (10.67cm) W x 5.67" (14.4cm) D Subwoofer: 9.5" (24.13cm) H x 9.8" (24.9cm) W x 10.2" (25.9cm) D
FINISH	Black
SUBWOOFER	One, side-firing 6.5" (16.51cm) long-throw fiber composite cone
TWEETER	19mm PEI dome
VOLTAGE	110/120 VAC
WEIGHT	Satellite: 2.1lbs (0.95kg) Subwoofer: 11 lbs (5kg)

SHIPPING QUANTITY: System
SHIPPING WEIGHT: 8.7 kg
19.18 lbs

PART NUMBER

1064066 (Black EUA)



NOTES:

POWERED MONITORS

A truly powerful, small form-factor music monster packed with Klipsch acoustics with integrated power and Bluetooth® wireless technology. Add any Klipsch subwoofer for a full-fledged 2.1 stereo sound system that will bully any sound bar on the planet. These versatile speakers connect to virtually anything - Bluetooth® wireless technology, phono pre-amp, USB, optical, and analog. Small, yet powerful, the R-51PM and R-41PM use aluminum Linear Travel Suspension horn-loaded tweeters and copper-spun, high-output IMG woofers to deliver true Klipsch Reference acoustics.



- 90° x 90° Tractrix Horn for clean, natural sound
- Bluetooth® Wireless Technology
- Connect to virtually any source

R-51PM 5.25" POWERED MONITORS

FREQUENCY RESPONSE	68Hz - 21kHz
DYNAMIC BASS EXTENSION	49Hz @ 35% Volume
MAX OUTPUT	107.3 dB
TOTAL SYSTEM POWER	120W Total System Power (140W Peak) 60W per channel cont. @ $\leq 1\%$ THD
HIGH FREQUENCY DRIVER	1" (2.5cm) Aluminum diaphragm compression driver mated to 90° x 90° square Tractrix® horn
LOW FREQUENCY DRIVER	5.25" (13.3cm) copper-spun magnetically shielded IMG woofer
CROSSOVER FREQUENCY	1663 Hz (Passive)
ENCLOSURE MATERIAL	MDF
ENCLOSURE TYPE	Bass-reflex via rear-firing port
INPUTS	Bluetooth® wireless technology • Phono/Line analog (with switch and ground screw terminal) • 3.5mm analog mini jack • USB digital • Optical digital
OUTPUTS	Single RCA line level output for connection to subwoofer
DIMENSIONS	13" (33.02 cm) H X 7" (17.78 cm) W x 8.5" (21.59 cm) D
WEIGHT	10.6 lbs (4.8 kg)
FINISH	Black
VOLTAGE	100V-240V 50/60Hz internal power supply with region specific power cords
INCLUDED ACCESSORIES	Remote control (with 2 x AAA batteries) • 4M speaker wire with soldered tips • 2M power cord (region specific) • 2M USB Type A to Type B cable • Rubber feet

SHIPPING QUANTITY: Pair
SHIPPING WEIGHT: 10.6 kg
 23.4 lbs
PART NUMBER
 1066255 (BLK/GNM EUA)



NOTES:



- 90° x 90° Tractrix Horn for clean, natural sound
- Bluetooth® Wireless Technology
- Connect to virtually any source

R-41PM 4" POWERED MONITORS

FREQUENCY RESPONSE	64Hz - 21 kHz
DYNAMIC BASS EXTENSION	40 Hz @ 35% Volume
MAX OUTPUT	105.5dB
TOTAL SYSTEM POWER	70W Total System Power (140W Peak) 35W per channel cont. @ $\leq 1\%$ THD
HIGH FREQUENCY DRIVER	1" (2.5cm) Aluminum diaphragm compression driver mated to 90° x 90° square Tractrix® horn
LOW FREQUENCY DRIVER	4" (10.2cm) copper-spun magnetically shielded IMG woofer
CROSSOVER FREQUENCY	1730 Hz (Passive)
ENCLOSURE MATERIAL	MDF
ENCLOSURE TYPE	Bass-reflex via rear-firing port
INPUTS	Bluetooth® wireless technology • Phono/Line analog (with switch and ground screw terminal) • 3.5mm analog mini jack • USB digital • Optical digital
OUTPUTS	Single RCA line level output for connection to subwoofer
DIMENSIONS	11.3" (28.7 cm) H X 5.75" (14.6 cm) W X 7.9" (20.06 cm) D
WEIGHT	8.1 lbs (3.7 kg)
FINISH	Black
VOLTAGE	100V-240V 50/60Hz internal power supply with region specific power cords
INCLUDED ACCESSORIES	Remote control (with 2 x AAA batteries) • 4M speaker wire with soldered tips • 2M power cord (region specific) • 2M USB Type A to Type B cable • Rubber feet

SHIPPING QUANTITY: Pair
SHIPPING WEIGHT: 10.6 kg
 23.4 lbs
PART NUMBER
 1066253 (BLK/GNM EUA)



NOTES:

Klipsch

HERITAGE

WIRELESS



HERITAGE WIRELESS

Incorporating luxury materials such as real wood veneer and tactile switches and knobs, the Klipsch Heritage Wireless series of powered audio systems blends the acoustics and classic design legacy of Paul W. Klipsch with the latest technologies available today.



- Astounding, room-filling acoustics
- Bluetooth® wireless technology
- RCA analog / phono pre-amp input



- 1" Titanium-loaded Tweeters with Tractrix Horns
- 6.5" Woofers with a Ported Enclosure
- 1 x pair of RCA phono level inputs with switch for Phono/Line input versatility (Phono Pre-amp with ground screw terminal)
- Bluetooth® wireless technology
- Single RCA line level output for connection to sub.

THE SIXES POWERED MONITORS

MAX ACOUSTIC OUTPUT	106dB (1M stereo pair)
HIGH FREQUENCY DRIVERS	1" (25.4mm) titanium tweeters on Tractrix® horns (each speaker)
WOOFER	6.5" (165.1mm) long-throw woofer (each speaker)
ENCLOSURE TYPE	Bass reflex
SYSTEM POWER	100W x 2 continuous @ <1% THD 200W x 2 short term peak power
FREQUENCY RESPONSE	40Hz ~20kHz @ -3dB
INPUTS	Bluetooth® wireless technology 1x 3.5mm miniplug (analog) 1 x Phono pre-amp / RCA Analog 1 x USB Type B 1 x Optical digital (RCA)
OUTPUTS	Subwoofer output
DIMENSIONS	8.625" (22cm) W x 16.75" (42.55cm) H x 11" (27.9cm) D
FINISH	Walnut
VOLTAGE	110/240 VAC
WEIGHT	Right speaker: 17.74 lbs (8.05kg) Left speaker: 16.00 lbs (7.26kg)
INCLUDED ACCESSORIES	4-conductor speaker cable (for R to L connection) 3.5mm aux cable USB Type B to USB Type A cable Optical (TOSLink) Cable Wireless Remote Control Power Cord

SHIPPING QUANTITY: Pair
SHIPPING WEIGHT: 9 kg
20 lbs
PART NUMBER
1063288 (Walnut) (CE)



NOTES:



- Discrete left and right channels
- Multiple Input Options
- HDMI-ARC
- 192kHz/24-bit decoding
- Built-in dynamic bass equalization

THE FIVES POWERED MONITORS

SYSTEM DESCRIPTION	Powered Monitor (pair)
FREQUENCY RESPONSE	50Hz - 25kHz
DYNAMIC BASS EXTENSION	46Hz @ 35% Volume
MAX OUTPUT	109 dB (1M Stereo Pair)
TOTAL SYSTEM POWER	160W Total System Power (320W Peak)
HIGH FREQUENCY DRIVER	60W LF, 20W HF
LOW FREQUENCY DRIVER	1" (2.5cm) Titanium LTS vented tweeter with Tractrix® horn
ENCLOSURE MATERIAL	4.5" (11.43cm) high-excursion fiber-composite cone woofer
ENCLOSURE TYPE	MDF with genuine wood veneer
INPUTS	• HDMI-ARC with CEC • Bluetooth® 5.0 aptX HD • Phono/Line analog (with switch and ground screw terminal) • 3.5mm analog mini jack • USB digital • Optical digital
OUTPUTS	Single RCA line level output for connection to subwoofer
DIMENSIONS	12" (30.48 cm) H x 6.5" (16.51 cm) W x 9.25" (23.40 cm) D
WEIGHT	Primary: 11.8 lbs (5.35kg) - Secondary: 10.7 lbs (4.85kg)
FINISH	Walnut / Matte Black
VOLTAGE	100V-240V 50/60Hz internal power supply with region specific power cords
INCLUDED ACCESSORIES	• Region-Specific power cord (2.0m) • Remote control (with 2 x AAA batteries) • 4-conductor speaker cable (4m) • USB Type-B to USB Type-A cable (1.5m) • HDMI Cable (1.5m)

SHIPPING QUANTITY: Pair
SHIPPING WEIGHT: 134.29 kg
29.3 lbs
PART NUMBER
1068026 (Matte Black) (EUA)
1067563 (Walnut) (EUA)



NOTES:

THE THREE II TABLETOP STEREO SYSTEM

MAX ACOUSTIC OUTPUT	106dB (0.5M near field)
HIGH FREQUENCY DRIVERS	2 x 2 1/4" (57.15mm) full range drivers
SUBWOOFER	5.25" (133.4mm) long-throw woofer 2 x 5.25" (133.4mm) dual opposed passive radiators
ENCLOSURE TYPE	Sealed
POWER	120W Peak
FREQUENCY RESPONSE	45Hz ~20kHz @ -3dB
INPUTS	Bluetooth® 3.5mm miniplug (analog) Phono pre-amp / RCA analog USB Type B
OUTPUTS	None
DIMENSIONS	3.7" (34.82cm) H x 7" (17.78cm) W x 8" (20.3cm) D
FINISH OPTIONS	Walnut, Matte Black
VOLTAGE	110/240 VAC
WEIGHT	10.32lbs (4.7kg)
INCLUDED ACCESSORIES	3.5mm aux cable USB Type B to USB Type A cable Wireless Remote Control Power Cord

SHIPPING QUANTITY: Each
SHIPPING WEIGHT: 6.01 kg
13.25 lbs
PART NUMBER
1067558 (Matte Black EUA)
1067608 (Walnut EUA)



NOTES:



- Incredible acoustic performance
- Bluetooth® Wireless Technology
- 3.5mm Analog Audio Input

THE ONE II TABLETOP STEREO SYSTEM

MAX ACOUSTIC OUTPUT	103dB
HIGH FREQUENCY DRIVERS	2 1/4" (57.15mm) full range drivers
SUBWOOFER	4.5" (114.3mm) woofer
ENCLOSURE TYPE	sealed
POWER	60 Watts
FREQUENCY RESPONSE	56Hz ~ 20kHz @ -3dB
INPUTS	Bluetooth® 3.5mm miniplug (analog)
OUTPUTS	None
DIMENSIONS	12.67" (32.2cm) W x 6.125" (15.56cm) H x 5.25" (13.3cm) D
FINISH OPTIONS	Walnut, Matte Black
VOLTAGE	110/240 VAC
WEIGHT	8.5lbs (3.86kg)

SHIPPING QUANTITY: Single
SHIPPING WEIGHT: 4.5 kg
10 lbs
PART NUMBER
1067552 (Matte Black EUA)
1067555 (Walnut EUA)



NOTES:

NEW



- 8-hour battery life
- 1 microphone for hands-free calling
- Bluetooth® Wireless Technology

HERITAGE GROOVE PORTABLE SPEAKER

DC INPUT	5V, 1A
AMPLIFIER OUTPUT	20W Peak
FREQUENCY RESPONSE	65Hz-22kHz +/- 3dB
ENCLOSURE TYPE	Bass reflex via dual opposing passive radiators
DRIVER	1 x 3" aluminum full-range high excursion
PASSIVE BASS RADIATOR	2 x side-firing
MAXIMUM ACOUSTIC OUTPUT	97dB at 0.5m
INPUTS	Bluetooth®, 3.5mm Analog In
BATTERY LIFE	8 hours
BATTERY TYPE	Rechargeable Lithium 7.4V 2 cell 2200mAh
ACCESSORIES	AC power adaptor, micro USB charging cable
FINISH	Walnut, Matte Black
DIMENSIONS	5" (12.7 cm) H x 6" (15.2 cm) W x 7.75" (19.7 cm) D
WEIGHT	Speaker: 2.2 lbs (.99kg) w/ cable and USB charger: 2.1 lbs (.95kg)

SHIPPING QUANTITY: Each
SHIPPING WEIGHT: 1.27 kg
2.8 lbs

PART NUMBER

1067916 (Matte Black EUA)
1067913 (Walnut EUA)



NOTES:



Klipsch | HEADPHONES

HERITAGE HEADPHONES

Designed from the most functional and premium materials available, the Heritage Headphones feature die-cast steel, milled wood, premium leathers, and machined aluminum components. Boasting a 52mm KG-520 biodynamic driver housed in a back-vented design, the HP3 headphones deliver unsurpassed acoustic performance.



ACTIVE NOISE CANCELING

Klipsch Active Noise Canceling (ANC) headphones and earphones feature state-of-the-art ANC technology. They both feature dual-microphone ANC for maximum noise cancellation and automatically calibrate for the environment.



- Free-Edge 52mm Bio Dynamic Drivers
- Triple-vented semi-open design
- Solid-wood earcups with magnetic removable sheepskin ear cushions
- Genuine cowhide headband

HP-3

DRIVER DESIGN	Free-Edge Biodynamic
DRIVER COMPONENTS	Full Range KG-520
DRIVER DIAMETER	52 mm
CABLE	1.37m and 2.0m removable cables
FREQUENCY RESPONSE	5Hz-45kHz
SENSITIVITY	98 dB
POWER HANDLING	1,800 mW
IMPEDANCE	25 ohms compatible
INPUT CONNECTIONS	3.5mm
WEIGHT	.97 lbs. / 440g
COLORS	Ebony, Walnut, Oak
INCLUDES	Heritage HP-3 Headphones 1.37m Cable 2.5m Cable 1/4" Adaptor Headphone Stand"

SHIPPING QUANTITY: Single

SHIPPING WEIGHT: 4.8 kg
10.58 lbs

PART NUMBER

1064324 (Ebony)
1064323 (Walnut)
1063038 (Oak)

NOTES:

NEW



- 30 Hours of battery life
- Ultra-plush memory foam earpads
- Transparency mode
- FlightCase holds travel essentials
- Digital assistant ready

HP-1 ANC

OVER EAR ACTIVE NOISE CANCELING HEADPHONES AND FLIGHTCASE

STYLE	Over-Ear
DRIVER DESIGN	Free-Edge Bio Dynamic
DRIVER DIAMETER	40 mm
MIC/REMOTE	cVc 8.0 Dual-mic
FREQUENCY RESPONSE	5Hz - 45kHz
NOISE ISOLATION	-22dB
INPUT CONNECTIONS	Bluetooth, 3.5mm
BATTERY	1000 mAh Lithium Ion
BLUETOOTH® SPECIFICATIONS	Version: Bluetooth 5.0 Profiles: A2DP 1.3, AVRCP 1.6, HSP 1.2, HFP 1.7 A2DP CODECS: SBC, AAC®, aptX® HD Range: Up to 10m (33ft.) Input Rating: 5V DC, 1.0A Battery Status: iOS & Android Battery Status Monitor
WEIGHT	TBD (FlightCase) TBD (headphones)
COLORS	Black, White
DIMENSIONS (PACKAGING)	9.7" (24.63cm) H x 8.1" (20.57cm) W x 3.2" (8.12cm) D

SHIPPING QUANTITY: Each

SHIPPING WEIGHT: TBD kg
TBD lbs

PART NUMBER

1069151 (Black)
1069152 (White)

NOTES:

NEW



- 30 Hours of battery life
- Ultra-plush memory foam earpads
- Transparency mode
- FlightCase holds travel essentials
- Digital assistant ready

HP-1 ANC MCLAREN EDITION

OVER EAR ACTIVE NOISE CANCELING HEADPHONES AND FLIGHTCASE

STYLE	Over-Ear
DRIVER DESIGN	Free-Edge Bio Dynamic
DRIVER DIAMETER	40 mm
MIC/REMOTE	cVc 8.0 Dual-mic
FREQUENCY RESPONSE	5Hz - 45kHz
NOISE ISOLATION	-22dB
INPUT CONNECTIONS	Bluetooth, 3.5mm
BATTERY	1000 mAh Lithium Ion
BLUETOOTH® SPECIFICATIONS	Version: Bluetooth 5.0 Profiles: A2DP 1.3, AVRCP 1.6, HSP 1.2, HFP 1.7 A2DP CODECS: SBC, AAC®, aptX® HD Range: Up to 10m (33ft.) Input Rating: 5V DC, 1.0A Battery Status: iOS & Android Battery Status Monitor
WEIGHT	TBD (FlightCase) TBD (headphones)
COLORS	Black
DIMENSIONS (PACKAGING)	9.7" (24.63cm) H x 8.1" (20.57cm) W x 3.2" (8.12cm) D

SHIPPING QUANTITY: Each

SHIPPING WEIGHT: TBD kg
TBD lbs

PART NUMBER

1069153 (Black)

NOTES:



NEW

- Water-resistant (IPX4), patented oval ear tips
- AI and head gesture user interface
- 8-hour battery, 24-hour charging case (6-18H w/ ANC)
- Signal boost antenna
- Wireless charging pad included
- Digital assistant ready

T5 II TRUE WIRELESS ANC MCLAREN EDITION

TRUE WIRELESS SMART EARPHONES WITH ANC AND WIRELESS CHARGING CASE

STYLE	In-Ear Monitor
DRIVER DESIGN	Dynamic Moving Coil Micro Speaker
DRIVER DIAMETER	5.8 mm
MIC/REMOTE	Six-mic Beamforming
FREQUENCY RESPONSE	10Hz-19kHz
NOISE ISOLATION	-22dB
INPUT CONNECTIONS	Bluetooth
BATTERY (EARPIECES)	50 mAh
BATTERY (CHARGING CASE)	60 mAh
BLUETOOTH® SPECIFICATIONS	Version: Bluetooth 5.0 Profiles: A2DP 1.3, AVRCP 1.6, HSP 1.2, HFP 1.7 A2DP Codecs: SBC, AAC@ Range: Up to 10m (33ft.) Input Rating: 5V DC, 1.0A Battery Status: iOS & Android Battery Status Monitor
WEIGHT	Buds: 5.5g (.012 lbs) Case: 76.9g (.17 lbs) Buds and Case: 82.4g (.18 lbs)
COLORS	Black



NEW

- Water-resistant (IPX4), patented oval ear tips AI and head gesture user interface
- AI and head gesture user interface
- 8-hour battery, 24-hour charging case (6-18H w/ ANC)
- Transparency mode
- Signal boost antenna
- Digital assistant ready

T5 II TRUE WIRELESS ANC

TRUE WIRELESS SMART EARPHONES WITH ANC AND WIRELESS CHARGING CASE

STYLE	In-Ear Monitor
DRIVER DESIGN	Dynamic Moving Coil Micro Speaker
DRIVER DIAMETER	5.8 mm
MIC/REMOTE	Six-mic Beamforming
FREQUENCY RESPONSE	10Hz-19kHz
NOISE ISOLATION	-22dB
INPUT CONNECTIONS	Bluetooth
BATTERY (EARPIECES)	50 mAh
BATTERY (CHARGING CASE)	60 mAh
BLUETOOTH® SPECIFICATIONS	Version: Bluetooth 5.0 Profiles: A2DP 1.3, AVRCP 1.6, HSP 1.2, HFP 1.7 A2DP Codecs: SBC, AAC@ Range: Up to 10m (33ft.) Input Rating: 5V DC, 1.0A Battery Status: iOS & Android Battery Status Monitor
WEIGHT	Buds: 5.5g (.012 lbs) Case: 76.9g (.17 lbs) Buds and Case: 82.4g (.18 lbs)
COLORS	Gunmetal, Silver

SHIPPING QUANTITY: Each
SHIPPING WEIGHT: TBD
PART NUMBER
1069155 (Black)



NOTES:

T5 II TRUE WIRELESS SERIES

The Klipsch True Wireless earphones are the ultimate combination of comfort, design, efficiency, and legendary acoustic clarity. Outfitted with the latest Bluetooth® technology, amazing battery life and charging cases, Klipsch True Wireless earphones provide incredible comfort, clarity and freedom for you to enjoy your music all day with no wires.



NEW

- Water-resistant (IPX4), patented oval ear tips AI and head gesture user interface
- AI and head gesture user interface
- 8-hour battery, 24-hour charging case (6-18H w/ ANC)
- Transparency mode
- Signal boost antenna
- Digital assistant ready

T5 II TRUE WIRELESS ANC

TRUE WIRELESS SMART EARPHONES WITH ANC AND WIRELESS CHARGING CASE

STYLE	In-Ear Monitor
DRIVER DESIGN	Dynamic Moving Coil Micro Speaker
DRIVER DIAMETER	5.8 mm
MIC/REMOTE	Six-mic Beamforming
FREQUENCY RESPONSE	10Hz-19kHz
NOISE ISOLATION	-22dB
INPUT CONNECTIONS	Bluetooth
BATTERY (EARPIECES)	50 mAh
BATTERY (CHARGING CASE)	60 mAh
BLUETOOTH® SPECIFICATIONS	Version: Bluetooth 5.0 Profiles: A2DP 1.3, AVRCP 1.6, HSP 1.2, HFP 1.7 A2DP Codecs: SBC, AAC@ Range: Up to 10m (33ft.) Input Rating: 5V DC, 1.0A Battery Status: iOS & Android Battery Status Monitor
WEIGHT	Buds: 5.5g (.012 lbs) Case: 76.9g (.17 lbs) Buds and Case: 82.4g (.18 lbs)
COLORS	Gunmetal, Silver

SHIPPING QUANTITY: Each
SHIPPING WEIGHT: TBD
PART NUMBER
1069030 (Gunmetal)
1069031 (Silver)



NOTES:

SHIPPING QUANTITY: Each
SHIPPING WEIGHT: TBD
PART NUMBER
1069030 (Gunmetal)
1069031 (Silver)



NOTES:



NEW

- Patented oval ear tips
- IP67 rated earphones and case with moisture removal system
- Wireless charging pad included
- 8-hour battery, 24-hour charging case
- Signal boost antenna
- Transparency mode
- Digital assistant ready

T5 II TRUE WIRELESS SPORT MCLAREN EDITION

TRUE WIRELESS EARPHONES WITH WIRELESS CHARGING CASE AND CHARGING PAD

STYLE	In-Ear Monitor
DRIVER DESIGN	Dynamic Moving Coil Micro Speaker
DRIVER DIAMETER	5.0 mm
MIC/REMOTE	cVc 8.0 Quad-mic
FREQUENCY RESPONSE	10Hz-19kHz
NOISE ISOLATION	-22dB
INPUT CONNECTIONS	Bluetooth
BATTERY (EARPIECES)	50 mAh
BATTERY (CHARGING CASE)	360 mAh
BLUETOOTH® SPECIFICATIONS	Version: Bluetooth 5.0 Profiles: A2DP 1.3, AVRCP 1.6, HSP 1.2, HFP 1.7 A2DP Codecs: SBC, AAC@, aptX® Range: Up to 10m (33ft.) Input Rating: 5V DC, 1.0A Battery Status: iOS & Android Battery Status Monitor
WEIGHT	Buds: 10.6g (.023 lbs) Case: 89.3g (.19 lbs) Buds and Case: 100g (.22 lbs)
COLORS	Gunmetal, Silver

SHIPPING QUANTITY: Each
SHIPPING WEIGHT: 0.40 kg
0.88 lbs
PART NUMBER
1069154 (Black)



NOTES:



NEW

- Patented oval ear tips
- IP67 rated earphones and case with moisture removal system
- 8-hour battery, 24-hour charging case
- Signal boost antenna
- Transparency mode
- Digital assistant ready

T5 II TRUE WIRELESS SPORT

TRUE WIRELESS EARPHONES WITH CHARGING CASE

STYLE	In-Ear Monitor
DRIVER DESIGN	Dynamic Moving Coil Micro Speaker
DRIVER DIAMETER	5.0 mm
MIC/REMOTE	cVc 8.0 Quad-mic
FREQUENCY RESPONSE	10Hz-19kHz
NOISE ISOLATION	-22dB
INPUT CONNECTIONS	Bluetooth
BATTERY (EARPIECES)	50 mAh
BATTERY (CHARGING CASE)	360 mAh
BLUETOOTH® SPECIFICATIONS	Version: Bluetooth 5.0 Profiles: A2DP 1.3, AVRCP 1.6, HSP 1.2, HFP 1.7 A2DP Codecs: SBC, AAC®, aptX® Range: Up to 10m (33ft.) Input Rating: 5V DC, 1.0A Battery Status: iOS & Android Battery Status Monitor
WEIGHT	Buds: 12.3g (.03 lbs) Case: 80.2g (.18 lbs) Buds and Case: 93g (.2 lbs)
COLORS	Black, White

SHIPPING QUANTITY: Each
SHIPPING WEIGHT: 0.35 kg
0.77 lbs

PART NUMBER

1069027 (Black)

1069028 (White)



NOTES:



NEW

- IP67 rated, patented oval ear tips
- 8-hour battery, 24-hour charging case
- Signal boost antenna
- Transparency mode
- Digital assistant ready

T5 II TRUE WIRELESS

TRUE WIRELESS EARPHONES WITH CHARGING CASE

STYLE	In-Ear Monitor
DRIVER DESIGN	Dynamic Moving Coil Micro Speaker
DRIVER DIAMETER	5.0 mm
MIC/REMOTE	cVc 8.0 Quad-mic
FREQUENCY RESPONSE	10Hz-19kHz
NOISE ISOLATION	-22dB
INPUT CONNECTIONS	Bluetooth
BATTERY (EARPIECES)	50 mAh
BATTERY (CHARGING CASE)	360 mAh
BLUETOOTH® SPECIFICATIONS	Version: Bluetooth 5.0 Profiles: A2DP 1.3, AVRCP 1.6, HSP 1.2, HFP 1.7 A2DP Codecs: SBC, AAC®, aptX® Range: Up to 10m (33ft.) Input Rating: 5V DC, 1.0A Battery Status: iOS & Android Battery Status Monitor
WEIGHT	Buds: 10.6g (.023 lbs) Case: 89.3g (.19 lbs) Buds and Case: 100g (.22 lbs)
COLORS	Gunmetal, Silver

SHIPPING QUANTITY: Each
SHIPPING WEIGHT: 0.30 kg
0.67 lbs

PART NUMBER

1069025 (Gunmetal)

1069026 (Silver)



NOTES:

T5 SERIES

The T5 series offers wireless and wired options with unparalleled comfort, performance and the legendary Klipsch sound. Featuring sweat/water resistance, braided cords, crystal clear mics and patented ear tips, the T5 line provides the perfect solution to your earphone needs.



- Sweat-resistant, patented oval ear tips
- Works with any device
- Best-in-class, static-free microphone

T5M WIRED IN-EAR EARPHONES

STYLE	In-Ear Monitor
DRIVER DESIGN	Dynamic Moving Coil Micro Speaker
DRIVER DIAMETER	5.0 mm
MIC/REMOTE	Single Button
FREQUENCY RESPONSE	10Hz-19kHz
SENSITIVITY (1MW)	98dB
IMPEDANCE (1KHZ)	16 ohms
NOISE ISOLATION	-22dB
INPUT CONNECTIONS	3.5 mm
WEIGHT	11.6g
COLORS	Black
DIMENSIONS (PACKAGING)	6.7" (17.02cm) H x 3.4" (8.64cm) W x 1.5" (3.81cm) D


SHIPPING QUANTITY: Each

SHIPPING WEIGHT: 0.14 kg
0.31 lbs

PART NUMBER

1067635 (Black)

NOTES:



WE NEVER, *ever* STOP INNOVATING

For over 70 years Klipsch has designed and engineered its products in-house with some of the most talented, skilled and passionate people in the industry - starting with our founder, Paul W. Klipsch (PWK), in a tin shed in Hope, Arkansas. Today, our advanced acoustic research and development continues at our state-of-the-art facility in Indianapolis, Indiana. The world-class Klipsch Design and Technology Center is home to some of the most brilliant minds in consumer electronics and some of the most legendary products the industry has ever heard. We continue to innovate, honoring the principals and ideals of PWK, reaching ever-farther towards that perfect sound.



VISIT KLIPSCH.COM FOR ALL SORTS OF *badassery*

FOLLOW US, WE HAVE A BLAST



KLIPSCH
MUSEUM
OF AUDIO
HISTORY

Visit KlipschMuseum.org for an amazing journey through the dawn of hi-fi. Help preserve audio's legendary history and consider donating today. Your support helps continue the museum's mission of focus on science education, artifact preservation and encouraging the spirit of invention. Klipsch Museum of Audio History is an independent 501(c)(3) entity.

POWER DETAIL EMOTION



Klipsch®

© 2020 Klipsch Group, Inc., a wholly-owned subsidiary of Vox International Corp. Klipsch and Tractrix are registered trademarks of Klipsch Group, Inc. The Bluetooth® word mark and logos are registered trademarks owned by Bluetooth SIG, Inc. and any use of such marks by Klipsch Group, Inc. is under license.



Klipsch
KEEPERS OF THE SOUND

3502 WOODVIEW TRACE, INDIANAPOLIS, IN, USA

KLIPSCH.COM

V01 - 200929

